

**Lee County Coronavirus Relief Fund Reporting**  
Program Updates as of September 30, 2020



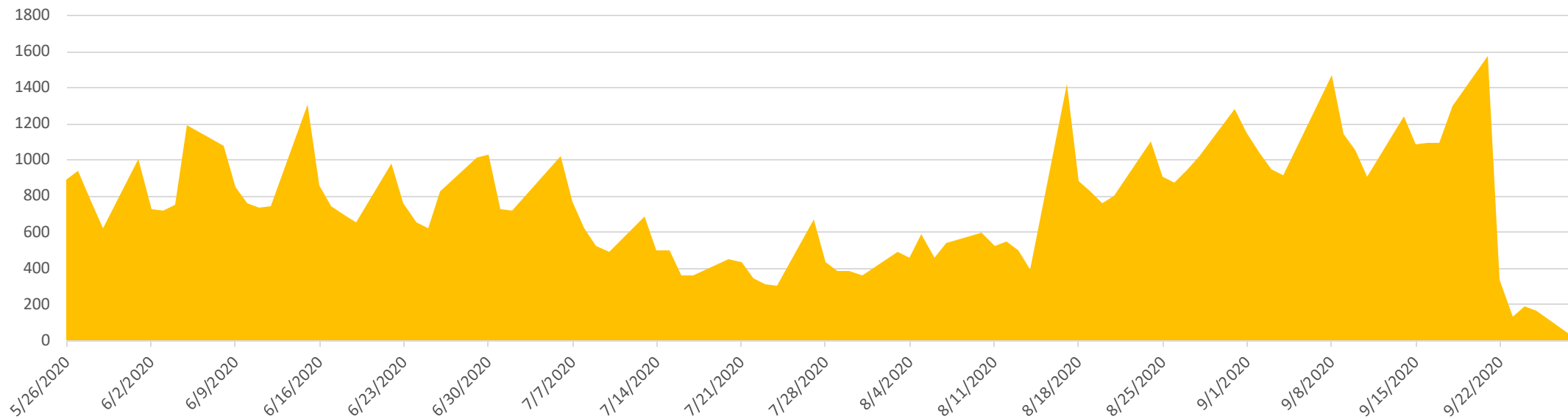
# LeeCARES Programs

	March 2020	April 2020	May 2020	June 2020	July 2020	August 2020	Sept 2020
Assistance Support Call Center				May 26			
Individual Assistance Round 1 (Rent, Mortgage, Utilities)				May 26			
Individual Assistance Round 2 (Rent, Mortgage, Utilities)						August 17	
Small Business PPE Assistance Round 1				May 26			
Business PPE Assistance Round 2							Sept 15
Small Business Relaunch Assistance				May 26			
Small Business Rehire Assistance					July 6		
Non Profit Rehire Assistance					July 6		
Non Profit Human Services Grants							Sept 21
Childcare Scholarships				May 26			
Childcare Facility Disinfecting					June 1		
Food Pantry Grants					June 8		
Food Bank Distribution					June 8		
PPE Distribution State Mission and Government	March 15, 2020						

# LeeCARES Assistance Support Call Center

Assistance Type	Call Volume
Business Assistance	7,670
Human Services Assistance	58,464
<b>TOTAL</b>	<b>66,134</b>

Daily Calls Handled by Lee CARES Call Center



# LeeCARES Individual Assistance Rounds 1 & 2

**Applications Received**  
**24,426**

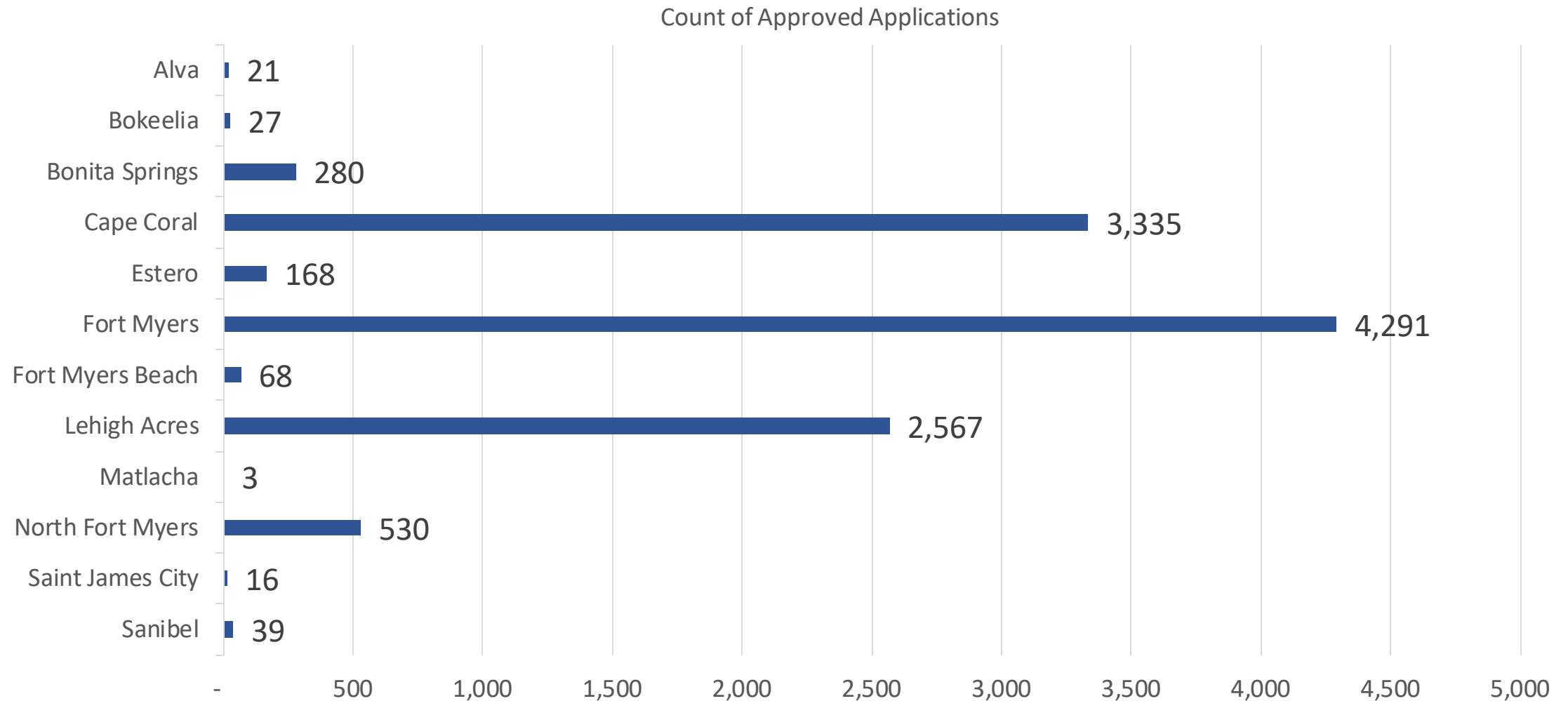
---

**Applications Approved**  
**9,488**  
*Approved applications may receive multiple types of assistance.*

	Total Assistance Cases	Total Payments Approved	Average Paid per Request
Electric Utility	6,379	\$1,932,428	\$303
Water Utility	2,863	\$573,912	\$200
Rent	7,497	\$12,039,797	\$1,606
Mortgage	3,067	\$4,999,444	\$1,630
<b>TOTAL</b>	<b>19,806</b>	<b>\$19,545,580</b>	

# LeeCARES Individual Assistance

## Assistance by Location



# LeeCARES PPE Assistance

## TOTAL Distributions = 7,005,719

Business PPE Round 1 & 2 (Businesses Assisted = 2,372) <b>1,319,924</b>	PPE Available for Public (Distribution by community partners) <b>993,518</b>
Childcare <b>186,410</b>	Private Schools (26 schools; 4,446 students) <b>13,704</b>
Distributions to County Government Entities: County Departments, Municipalities, and Constitutionals <b>2,501,512</b>	
Distributions to State Entities: Assisted Living Facilities/ Nursing Homes, Emergency Operations Center Web <b>1,990,651</b>	

PPE Equipment	Distributed
Gloves	2,410,845
Masks and Face Shields	3,676,408
Hand Sanitizer	183,206
Disinfecting Spray/Wipes	555,868
Other PPE Items (thermometers, gowns, etc.)	179,392

May 26, 2020 - June 26, 2020

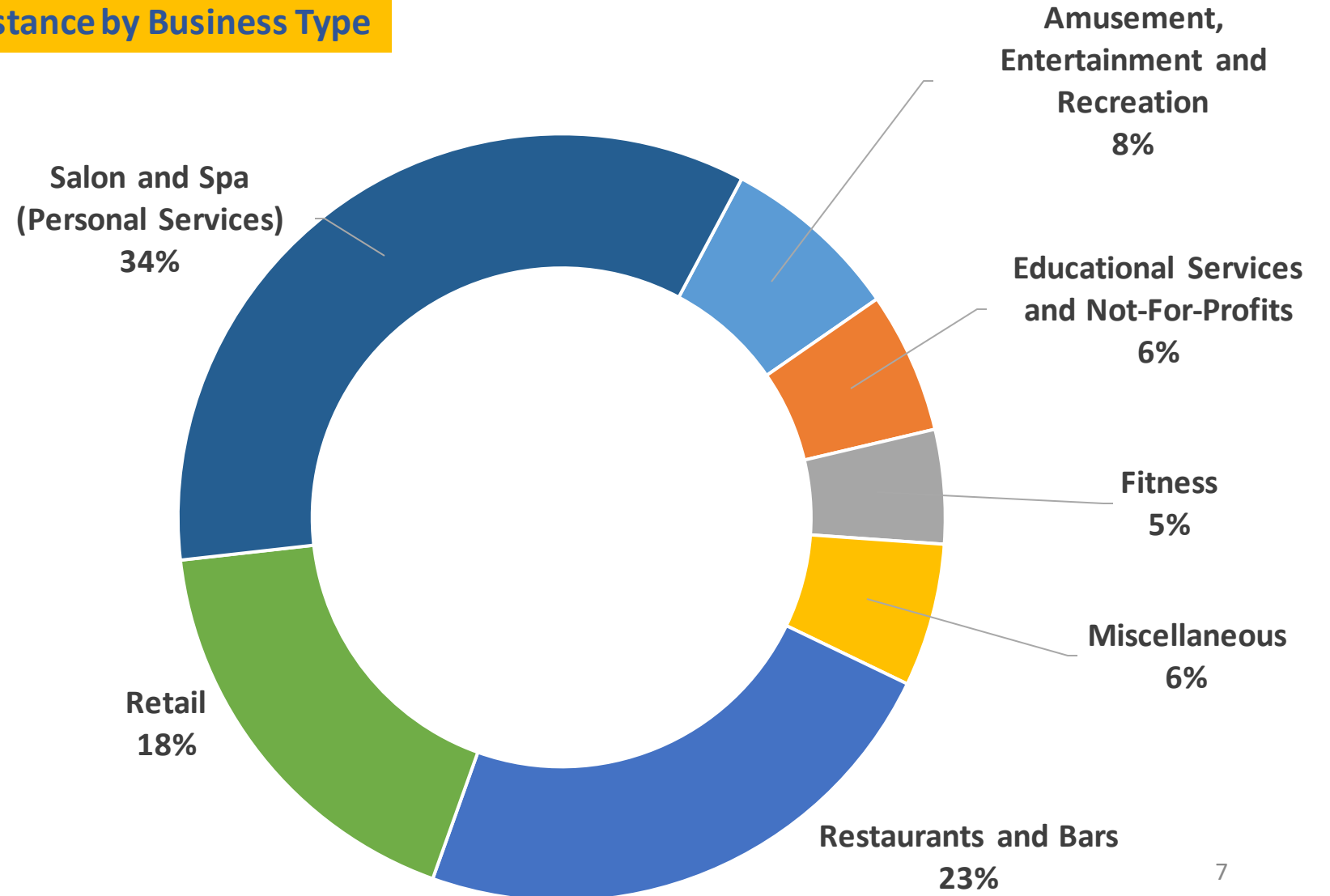
# LeeCARES Small Business Relaunch Assistance

## Assistance by Business Type

Applications Received  
**2,605**

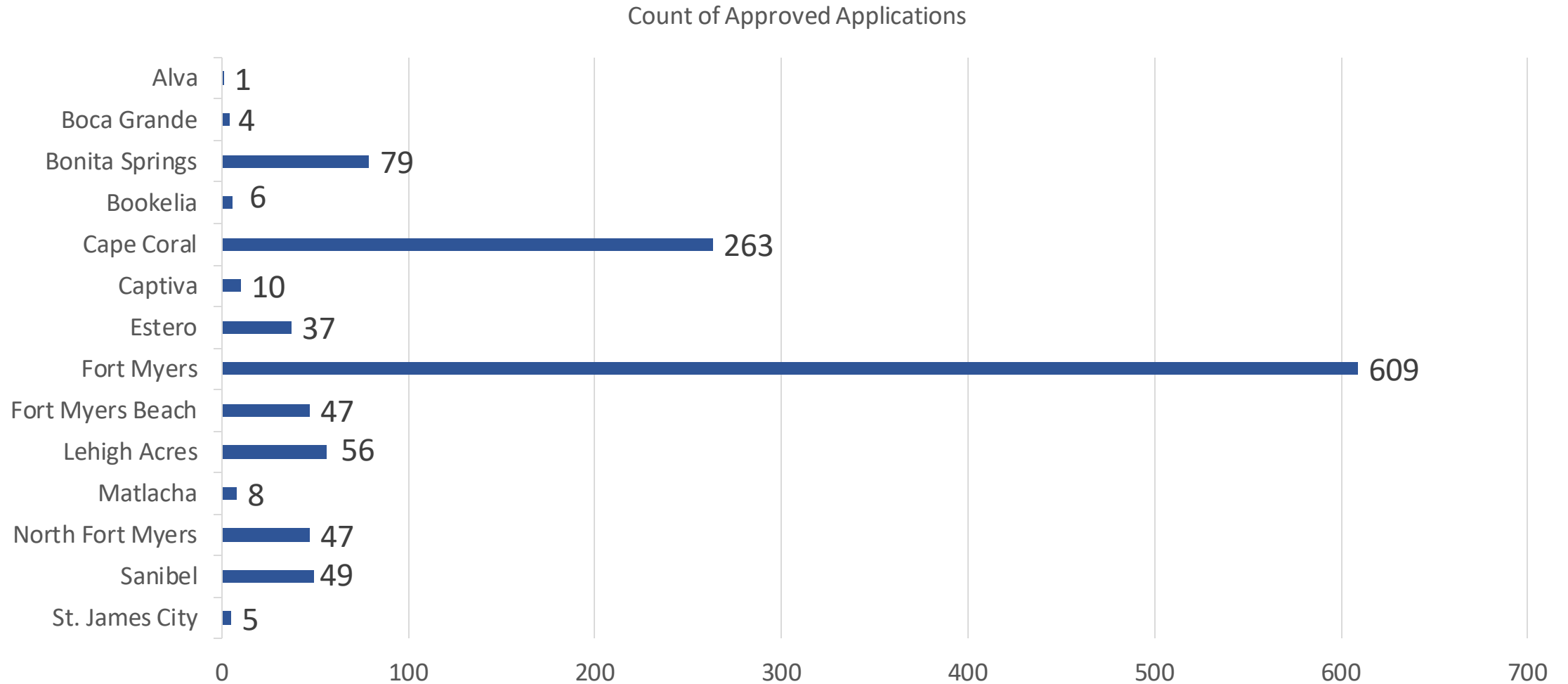
Applications Approved  
**1,231**

Total Approved  
**\$6,155,000**



# LeeCARES Small Business Relaunch Assistance

## Assistance by Location





# LeeCARES Small Business Rehire Assistance

Small Business	Non Profits
Applications Received <b>330</b>	Applications Received <b>34</b>
Applications Approved for Initial Payment <b>99</b>	Applications Approved for Payment <b>11</b>
Initial Payment <b>\$560,800</b>	Initial Payment <b>\$69,200</b>
Rehires (FTEs) <b>288</b>	Rehires (FTEs) <b>33</b>

# LeeCARES Human Service Agencies 501(c)(3) and 501(c)(19)



**Launched September 21, 2020**

**Funds Allocated**

**\$10,000,000**

**Applications  
Submitted**

**18**

# LeeCARES Childcare Scholarships

Scholarships Requested	Scholarships Received	Scholarship Commitment
1,003	816	\$2,040,000

## LeeCARES Childcare Facility Deep-Disinfecting Assistance

Childcare Organizations <b>87</b>		Facilities Cleaned <b>109</b>
Approved Funds Requested <b>\$890,908</b>	Avg. Assistance Per Agency <b>\$10,240</b>	Average Disinfecting Cycle <b>Every 7 Days</b>

Initial Assistance Date – June 1, 2020 through August 7, 2020  
 Extended Assistance Date – August 8, 2020 through December 31, 2020  
 Facilities may include exterior playgrounds and buses.

# LeeCARES Food Security

<b>Food Pantry Grants</b>
<b>Applications Received</b> <b>207</b>
<b>Applications Approved</b> <b>66</b>
<b>Funds Approved</b> <b>\$330,000</b>

<b>Food Bank Reimbursements</b>		
	<b>Funds Allocated</b>	<b>Funds Reimbursed</b>
<b>Harry Chapin Food Bank</b>	\$1,550,000	<i>\$1,008,000</i>
<b>Midwest Food Bank</b>	\$425,000	<i>\$209,106</i>
<b>Community Cooperatives</b>	\$225,000	<i>\$212,306</i>
<b>TOTALS</b>	<b>\$2,200,000</b>	<b>\$1,429,412</b>

# CARES Act Coronavirus Relief Fund Expenditures

CARES Act Coronavirus Relief Fund Direct Allocation		\$134, 459,744
TOTAL Open POs and Actual Spent (as of September 30, 2020)	\$41,854,298	
Additional: Program Grant Approval – Not Yet Disbursed	\$5,918,283	
<b>Balance Remaining</b>		<b>\$86,687,163</b>

# CRF Direct Allocation Expenditures

CARES Act Community Aid (11124600100)	Open PO/ Contract Amount or Program Approvals Not Yet Distributed*	Actual as of Sept 30, 2020	TOTAL
Grants & Aid			
Individual Assistance (Rent Mortgage Utility)	\$5,658,183*	\$13,905,848	
PPE	\$68,213	\$2,395,405	
Business Relaunch Assistance		\$6,155,000	
Business Rehire Assistance	\$226,100*	\$542,600	
Human Services Agencies	\$34,000*		
Childcare Support	\$792,785	\$971,376	
Food Banks	\$770,588	\$1,754,412	
Other Human Services		\$92,150	
<b>TOTALS</b>	<b>\$7,549,869</b>	<b>\$25,816,791</b>	<b>\$33,366,659</b>
CARES Act Government Expenses (11123400100)	Open PO/Contract Amount	Actual as of Sept 30, 2020	TOTAL
Public Safety/EOC PPE	\$5,075,542	\$5,071,142	
Technology	\$1,113,927	\$1,344,777	
Facility Cleaning and Modifications	\$267,037	\$1,533,497	
	<b>\$6,456,506</b>	<b>\$7,949,416</b>	<b>\$14,405,922</b>
<b>TOTAL CARES Act Community Aid and Government Expense</b>	<b>\$14,006,374</b>	<b>\$33,766,207</b>	<b>\$47,772,581</b>

# COVID-19 Grants

Grant Type	Award (\$M)
<b>CARES Act – Coronavirus Relief Fund Direct Allocation</b>	<b>\$134.5M</b>
Port Authority FAA Cares Act Funds	\$36.8M
Federal Transit Administration Cares Act Grant (FTA)	\$19.2M
Community Development Block Grant (CDBG)	\$1.9M
Emergency Solutions Grant - 2 (ESG)	\$1.8M
Florida Housing Finance Corporation	\$1.5M
Low Income Housing Energy Assistance Program (LIHEAP)	\$1.4M
Emergency Solutions Grant (ESG)	\$0.9M
Florida Department of Transportation CARES Act Funding (FDOT)	\$0.8M
Public Safety CARES Act Provider Relief Fund	\$0.7M
Community Service Block Grant (CSBG)	\$0.5M
Sheriff CESF Grant	\$0.3M
<b>TOTAL</b>	<b>\$200.2M</b>