

COMPONENTS OF CONTRACT PLANS SET

ROADWAY PLANS
SIGNING & PAVEMENT MARKING PLANS
SIGNALIZATION PLANS

LEE COUNTY
DEPARTMENT OF TRANSPORTATION

CONTRACT PLANS

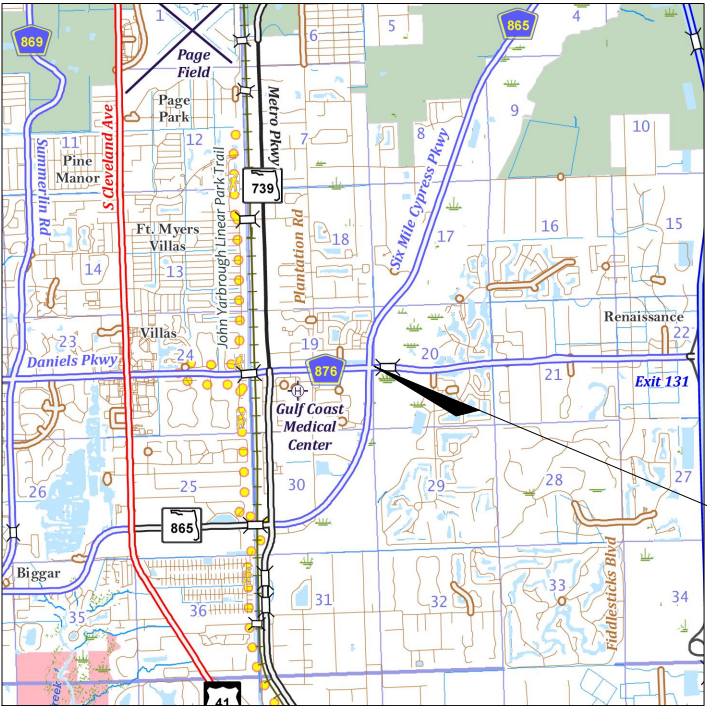
PROJECT ID 25010
LEE COUNTY

SIGNALIZATION PLANS

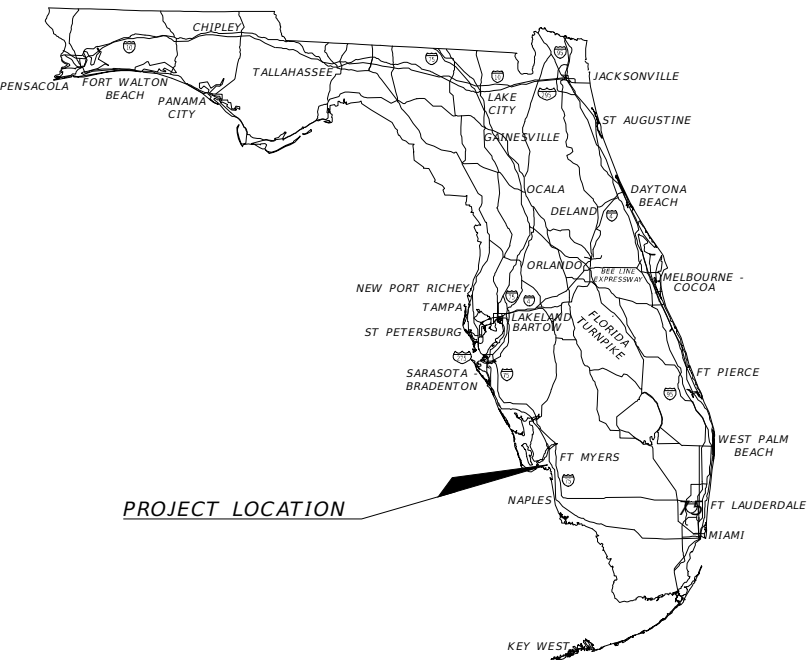
SIX MILE CYPRESS AT DANIELS PKWY
AUXILIARY LANE THROUGH
THE INTERSECTION

INDEX OF SIGNALIZATION PLANS

SHEET NO.	SHEET DESCRIPTION
T-1	KEY SHEET
T-2	SUMMARY OF PAY ITEMS
T-3	GENERAL NOTES
T-4 & T-5	SIGNALIZATION PLAN



PROJECT LOCATION



NOTE: THE SCALE OF THESE PLANS MAY
HAVE CHANGED DUE TO REPRODUCTION.

GOVERNING STANDARD PLANS:

Florida Department of Transportation, FY2024-25 Standard Plans for Road and Bridge Construction and applicable Interim Revisions (IRs).

Standard Plans for Road Construction and associated IRs are available at the following website: <http://www.fdot.gov/design/standardplans>

GOVERNING STANDARD SPECIFICATIONS:

Florida Department of Transportation, FY 2024-25 Standard Specifications for Road and Bridge Construction at the following website: <http://www.fdot.gov/programmanagement/Implemented/SpecBooks>

FISCAL YEAR	SHEET NO.
2025	T-1

SIGNALIZATION ITEMS			
PAY ITEM NO.	DESCRIPTION	UNIT	QTY
632-7-1	SIGNAL CABLE- NEW OR RECONSTRUCTED INTERSECTION, FURNISH & INSTALL	PI	1
632-7-6	SIGNAL CABLE, REMOVE- INTERSECTION	PI	1
635-2-14	PULL & SPLICE BOX, F&I, 17"x 30" COVER SIZE	EA	3
650-1-14	VEHICULAR TRAFFIC SIGNAL, F & I ALUMINUM, 3 SECTION, 1 WAY	AS	1
650-2-106	VEHICULAR SIGNAL AUXILIARIES, REPAIR/REPLACE/RETROFIT- 12" LED STANDARD MODULE	EA	3
660-2-106	LOOP ASSEMBLY, F&I, TYPE F	AS	22
700-141-390	ENHANCED HIGHWAY SIGN ASSEMBLY, AC POWERED, F&I OVERHEAD MOUNT, BLANK OUT SIGN <12 SF	EA	1
700-141-903	ENHANCED HIGHWAY SIGN ASSEMBLY, AC POWERED, REMOVE - OVERHEAD MOUNT	EA	1

REVISIONS					LEE COUNTY DEPARTMENT OF TRANSPORTATION			SUMMARY OF PAY ITEMS	SHEET NO.
DATE	DESCRIPTION	DATE	DESCRIPTION		ROAD NAME	COUNTY	PROJECT ID		
----	----				SIX MILE CYPRESS PKWY	LEE	25010		T-2

GENERAL NOTES

1.

LEE COUNTY DEPARTMENT OF TRANSPORTATION - GENERAL NOTES, TECHNICAL SPECIAL PROVISIONS AND SPECIFICATIONS: CONTRACTOR SHALL ADHERE TO REQUIREMENTS IN "LEE COUNTY DEPARTMENT OF TRANSPORTATION SUPPLEMENTAL SPECIFICATIONS FOR TRAFFIC SIGNAL & STREET LIGHTING", LATEST EDITION AT THE TIME OF LETTING.
([HTTPS://WWW.LEEGOV.COM/DOT/TRAFFIC/TRAFFICSTANDARD](https://www.leegov.com/dot/traffic/trafficstandard))

CONTACT LEE COUNTY DEPARTMENT OF TRANSPORTATION (LCDOT) FOR ANY QUESTIONS REGARDING EQUIPMENT OR INSTALLATION REQUIREMENTS. FOLLOW THE FDOT GOVERNING STANDARDS AND SPECIFICATIONS FOR ALL ITEMS NOT COVERED BY LEE COUNTY DEPARTMENT OF TRANSPORTATION SPECIFICATIONS.
2.

MAINTAINING AGENCY: LEE COUNTY DEPARTMENT OF TRANSPORTATION
3.

FOR REMOVED SIGNAL EQUIPMENT CLAIMED BY THE MAINTAINING AGENCY, CONTACT JAMES FENCIL AT THE LEE COUNTY DEPARTMENT OF TRANSPORTATION - TRAFFIC SECTION AT 239-707-4870.
4.

AT LEAST TWO (2) BUSINESS DAYS PRIOR TO BEGINNING THE TRAFFIC SIGNAL INSTALLATION, CONTACT THE TRAFFIC SIGNAL INSPECTOR/LIASON:

LEE COUNTY DEPARTMENT OF TRANSPORTATION JAMES FENCIL 5650 ENTERPRISE PARKWAY FORT MYERS, FL 33905
LCDOTPROJECTS@LEEGOV.COM PH: 239-707-4870
5.

WHEN CONSTRUCTION IS COMPLETE, PROVIDE A SET OF "AS-BUILT" PLANS IN ELECTRONIC FORM (PDF) TO:

LEE COUNTY DEPARTMENT OF TRANSPORTATION - TRAFFIC SECTION
RYAN KIRSCH
5650 ENTERPRISE PARKWAY
FORT MYERS, FL 33905
LCDOTPROJECTS@LEEGOV.COM
PH: 239-533-9500
6.

PRIOR TO CONSTRUCTIONTHE CONTRACTOR SHALL SUBMIT "SUBMITALS" TO ENGINEER AND LEE COUNTY DEPARTMENT OF TRANSPORTATION - TRAFFIC SECTION IN ELECTRONIC FORM (PDF) TO LCDOTPROJECTS@LEEGOV.COM

PAY ITEM NOTES

1.

632-7-1: THIS PAY ITEM SHALL INCLUDE FURNISHING, AND INSTALLING ALL NECESSARY TRAFFIC SIGNAL CABLE FOR THE NEW SIGNAL HEAD AND LOOPS HOME RUN CABLE.
2.

700-141-390: THIS PAY ITEM SHALL INCLUDE FURNISH AND INSTALL OF TRANSPORTATION CONTROL SYSTEMS TCSLEDBO 36" X 36" NO RT SYMBOL BLANK OUT SIGN.

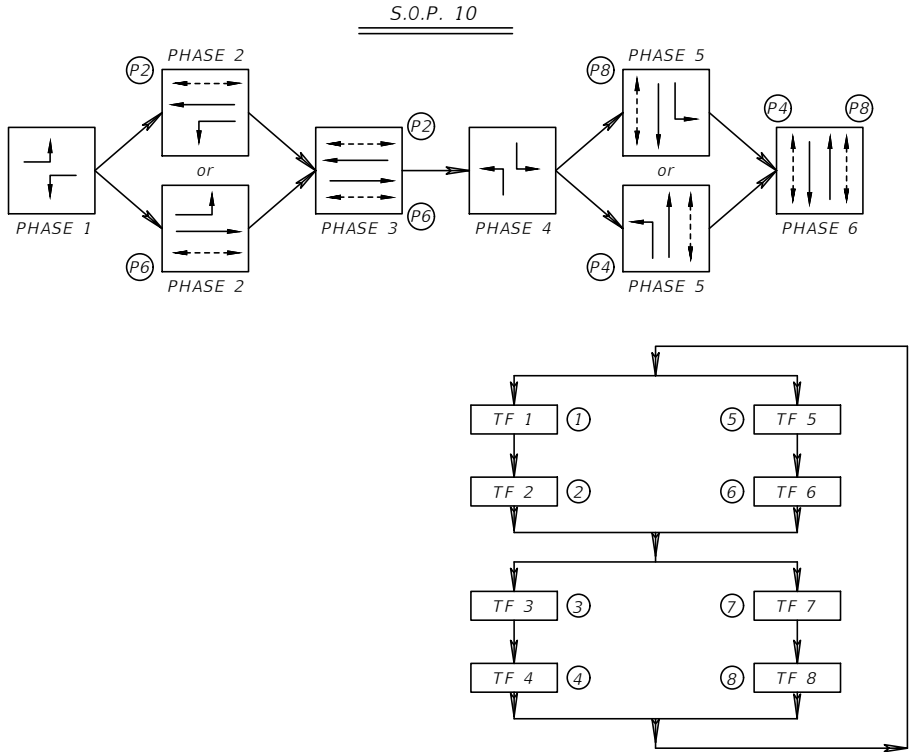
R E V I S I O N S				LEE COUNTY DEPARTMENT OF TRANSPORTATION			GENERAL NOTES	SHEET NO.
DATE	DESCRIPTION	DATE	DESCRIPTION					
----	----			ROAD NAME	COUNTY	PROJECT ID		T-3
				SIX MILE CYPRESS PKWY	LEE	25010		

SPECIAL SYMBOLOGY

L

EXIST. TYPE F LOOP DETECTION ZONE (6'x40')

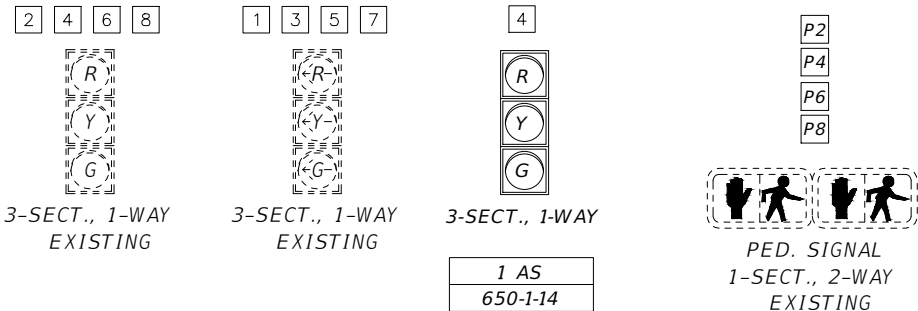
L

INSTALL NEW TYPE F LOOP DETECTION ZONE (6'x40')

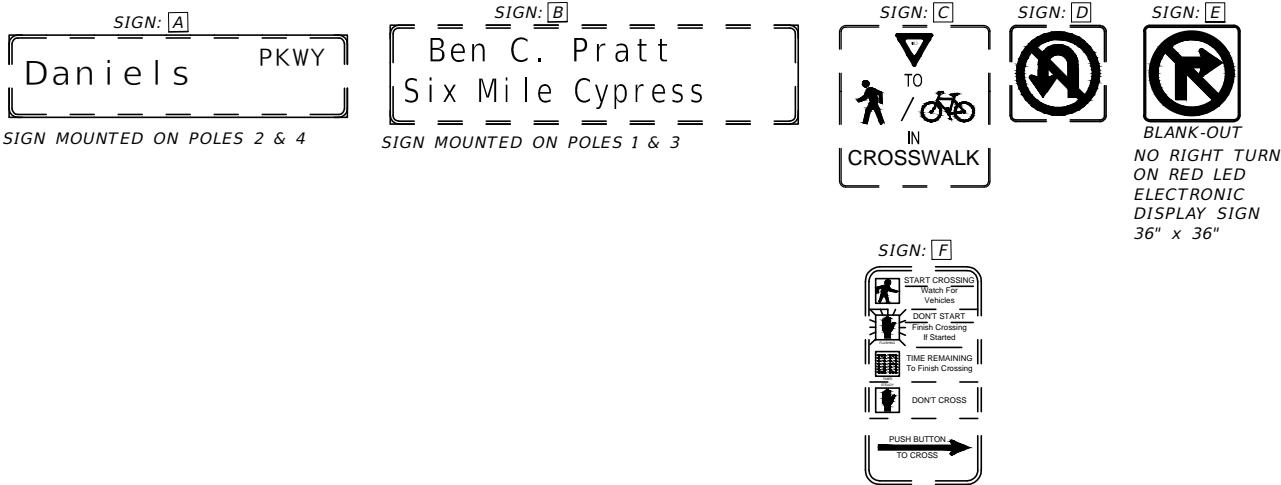
DEFAULT CONTROLLER TIMINGS (SECONDS)									
TIMING FUNCTION		1	2	3	4	5	6	7	8
DIRECTION		EBLT	WB	SBLT	NB	WBLT	EB	NBLT	SB
CONTROLLER TIMINGS	MINIMUM GREEN (INITIAL)	5	20	5	8	5	20	5	8
	EXTENSION (PASSAGE)	2.0	5.0	3.0	3.0	3.0	5.0	2.0	3.0
	MAXIMUM GREEN I	25	85	35	45	35	90	40	30
	MAXIMUM GREEN II	15	55	15	20	25	45	10	15
	YELLOW	4.0	5.1	4.0	5.1	4.0	5.1	4.0	5.1
	ALL RED	2.5	2.3	2.5	2.5	2.5	2.3	2.5	2.5
	PEDESTRIAN WALK	--	7.0	--	7.0	--	7.0	--	7.0
	PEDESTRIAN CLEAR	--	36	--	38	--	36	--	35
	RECALL	--	MIN	--	--	--	MIN	--	--
	FLASHING OPERATION	RED	RED	RED	RED	RED	RED	RED	RED

NOTE: SIGNAL TIMINGS ARE INITIAL AND SHALL REQUIRE FIELD ADJUSTMENTS. CONTRACTOR SHALL COORDINATE WITH LEE COUNTY DEPARTMENT OF TRANSPORTATION FOR SIGNAL TIMINGS.

SIGNAL HEAD DETAILS



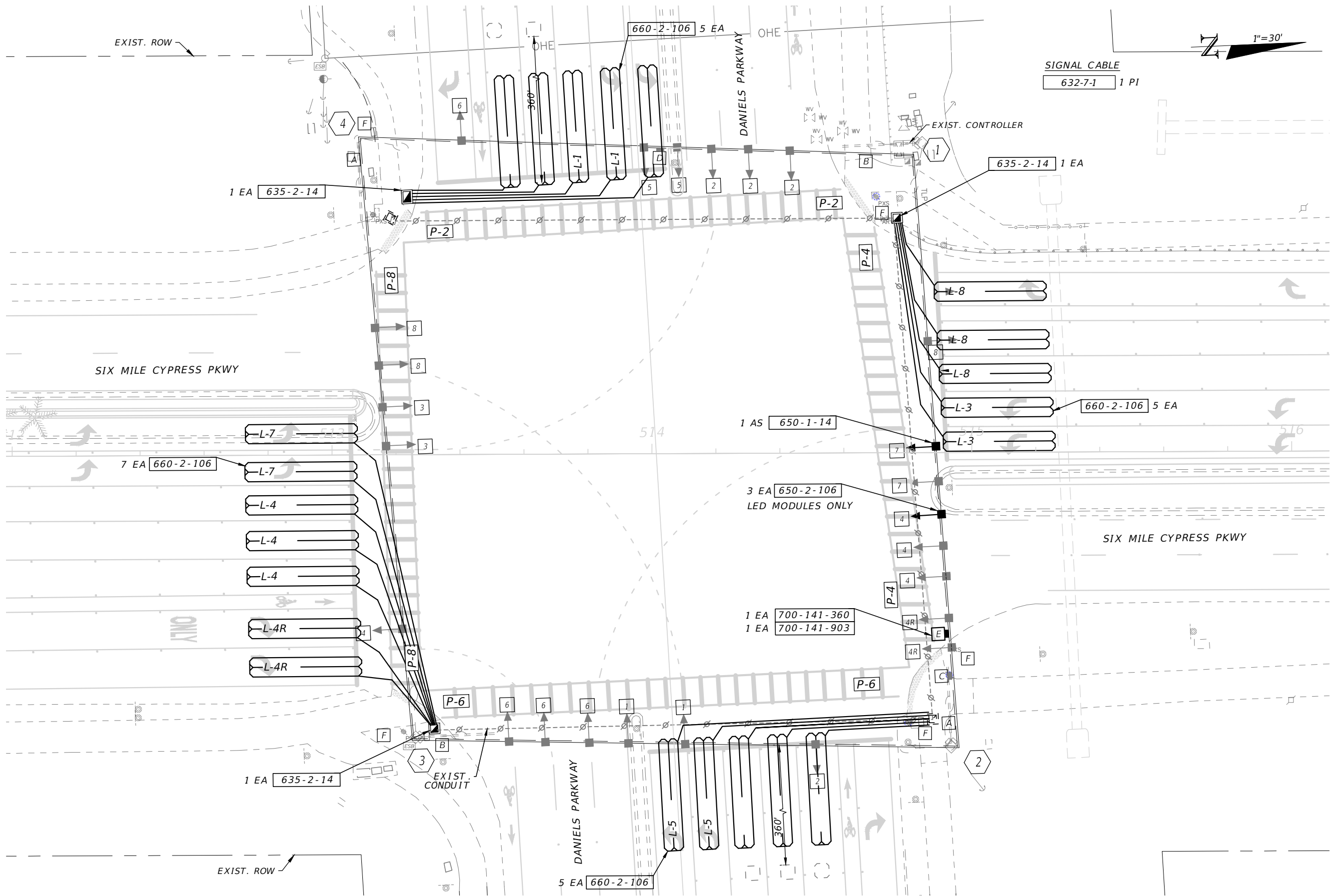
SIGN DETAILS



CONTROLLER NOTES

- MAJOR STREET IS DANIELS PKWY., PHASE 3, (MOVEMENTS 2 AND 6). MINOR STREET IS SIX MILE CYPRESS PKWY., PHASE 6, (MOVEMENTS 4 AND 8).
- THE FLASHING OPERATIONS SHALL BE RED FOR ALL MOVEMENTS.

REVISIONS				LEE COUNTY DEPARTMENT OF TRANSPORTATION	SIGNALIZATION PLAN (1)		SHEET NO. T-4
DATE	DESCRIPTION	DATE	DESCRIPTION				
----	----	----	----	ROAD NAME SIX MILE CYPRESS PKWY	COUNTY LEE	PROJECT ID 25010	



REVISIONS			
DATE	DESCRIPTION	DATE	DESCRIPTION
----	----	----	----

LEE COUNTY DEPARTMENT OF TRANSPORTATION		
ROAD NAME	COUNTY	PROJECT ID
SIX MILE CYPRESS PKWY	LEE	25010

SIGNALIZATION PLAN (2)	
T-5	

SHEET NO.
T-5