

BOARD OF PORT COMMISSIONERS OF THE LEE COUNTY PORT AUTHORITY

1. WORDING FOR AGENDA:
Request Board approve the Actual Fiscal Year 2001-2002 Rates and Fees for the Southwest Florida International Airport and any refunds and rebates payable to the airlines, as required by the Amended and Restated Airport Use Agreement.

2. SUBJECT CATEGORY:
Budgeting, Purchases, Contracts, and Agreements

A14A

3. MEETING DATE: 12-10-2002

4. AGENDA:

CONSENT
 ADMINISTRATIVE
 APPEALS
 PUBLIC
TIME REQUIRED:
 (Public Only)

5. REQUIREMENT/PURPOSE:
(Specify)

STATUTE _____
 ORDINANCE _____
 ADMIN. CODE _____
 OTHER _____

6. REQUESTOR OF INFORMATION:

A. (ALL REQUESTS)
 NAME Benjamin R. Siegel
 DEPT. Administration

B. (PUBLIC ONLY)
 CITIZEN NAME _____
 CITIZEN PHONE _____

7. BACKGROUND:
Pursuant to the Southwest Florida International Airport's Amended and Restated Airport Use Agreement, the airport's rates and charges must be recalculated annually using actual revenues received and actual expenditures paid. Any variance between the budgeted fees and actual fees are to be paid (or collected from) the airlines. Additionally, those airlines which have signed the aforementioned agreement are entitled to a rebate of the debt service coverage collected during the year, less any amounts required to be deposited in other funds, pursuant to the procedures set forth in the Agreement.

8. RECOMMENDED ACTION:
Recommend Board approve the Actual Fiscal Year 2001-2002 Rates and Fees for the Southwest Florida International Airport and any refunds and rebates payable to the airlines, as required by the Airport's Amended and Restated Airport Use Agreement.

9. RECOMMENDED APPROVAL

DIVISION DIRECTOR	GENERAL SERVICES	FINANCE	PORT ATTORNEY	ASST. EXECUTIVE DIRECTOR	EXECUTIVE DIRECTOR

10. SPECIAL MANAGEMENT COMMITTEE ACTION:




APPROVED 11-25-02
 DENIED
 DEFERRED
 OTHER

Chairman JMVT

11. PORT AUTHORITY ACTION:

APPROVED
 DENIED
 DEFERRED
 OTHER

LEE COUNTY PORT AUTHORITY



Actual Rates & Fees

Refunds & Rebates

Southwest Florida International Airport

Fiscal Year 2001-2002



**LEE COUNTY PORT AUTHORITY
BUDGETED VS ACTUALS VARIANCE REPORT
REFUNDS AND REBATES
FISCAL YEAR 2001/2002**

	<u>Budget</u>	<u>Actual</u>	<u>Dollar Variance</u>	<u>Percent</u>
RSW EXPENDITURES				
Personnel	13,173,041	12,671,639	-501,402	-3.81%
Operating	12,001,625	10,717,750	-1,283,875	-10.70%
Capital	504,375	479,645	-24,730	-4.90%
Renewal and Replacement Transfer	500,000	452,785	-47,215	-9.44%
Capital Improvement Transfer	500,000	500,000	0	0.00%
Debt Service	8,131,248	7,959,277	-171,971	-2.11%
Debt Service Coverage	2,032,812	1,989,819	-42,993	-2.11%
TOTAL EXPENDITURES	<u>\$36,843,101</u>	<u>\$34,770,915</u>	<u>-\$2,072,186</u>	<u>-5.62%</u>
OTHER NON-AIRLINE REVENUES				
Terminal Revenues	7,665,529	7,595,681	-69,848	-0.91%
Fuel System	573,780	573,784	4	0.00%
Terminal Front	14,891,607	15,511,362	619,755	4.16%
Airfield & Land Rent	1,453,260	1,640,700	187,440	12.90%
Investment Income	1,381,040	777,058	-603,982	-43.73%
Port Authority Joint Venture Revenues	403,410	292,101	-111,309	-27.59%
TOTAL NON-AIRLINE REVENUES	<u>\$26,368,626</u>	<u>\$26,390,685</u>	<u>\$22,059</u>	<u>0.08%</u>
Net Amounts Due From Airlines	<u>\$10,474,475</u>	<u>\$8,380,230</u>	<u>-\$2,094,245</u>	<u>-19.99%</u>
Amounts Due From Airlines by Category				
Gate	3,550,043	2,988,713	-561,330	-15.81%
Baggage	913,612	769,160	-144,452	-15.81%
Exclusive Space	2,292,126	1,978,954	-313,172	-13.66%
Landing Fees	3,596,906	2,531,804	-1,065,102	-29.61%
Cargo Building Revenues	121,787	111,599	-10,188	-8.37%
TOTAL	<u>\$10,474,474</u>	<u>\$8,380,230</u>	<u>-\$2,094,244</u>	<u>-19.99%</u>
RATES & STATISTICS				
Landing Fee (Per 1000 lbs)	1.305	0.894	-0.411	-31.51%
Terminal Square Footage Rate	46.135	38.840	-7.295	-15.81%
Cargo Building Square Footage Rate	9.116	10.439	1.323	14.52%
Total Rate Base Enplaned Passengers	2,436,867	2,265,966	-170,901	-7.01%
Total Rate Base Passengers	4,778,169	4,587,942	-190,227	-3.98%
Total Rate Base Landed Weight (X 1000 lbs)	2,755,234	2,832,504	77,270	2.80%

**LEE COUNTY PORT AUTHORITY
CALCULATION OF LANDING FEE RATE
FISCAL YEAR 2001/2002**

TERMINAL REVENUE

GATE AREA CHARGES	\$2,988,713
BAGGAGE CLAIM FEES	\$769,160
EXCLUSIVE SPACE FEES	<u>\$1,978,954</u>

TOTAL AUA CHARGES	\$5,736,827
OTHER TERMINAL REVENUE	<u>\$7,595,681</u>

TOTAL TERMINAL REVENUE \$13,332,508

CARGO BUILDING REVENUE	\$111,599
FUEL SYSTEM REVENUE	\$573,784

OTHER RSW REVENUES

TERMINAL FRONT	\$15,511,362
AIRFIELD & LAND RENT	\$1,640,700

TOTAL OTHER RSW REVENUES \$17,152,062

P/A JOINT VENTURE REVENUES	\$470,645	
Venture Project Surplus	-\$178,544	\$292,101

INVESTMENT INCOME	\$777,058
-------------------	-----------

TOTAL REVENUE - RSW \$32,239,111

LANDING FEE RATE:

I = INVESTMENT SERVICE	\$9,949,096
E = AIRPORT EXPENDITURES	\$24,821,819
V = TOTAL REVENUE RSW	\$32,239,111
W = LANDED WEIGHT	2,832,504 lbs.

TOTAL BASE FOR LANDING FEES	\$2,531,804
-----------------------------	-------------

LANDING FEE PER THOUSAND POUNDS

(I+E-V)/W

\$0.894

**LEE COUNTY PORT AUTHORITY
CALCULATION OF AIRLINE SPACE RENT
FISCAL YEAR 2001/2002**

TERMINAL USE FEE RATE

IT = TERMINAL INVESTMENT SERVICE	\$2,835,022
ET = TERMINAL OPERATING EXPENDITURES	\$10,497,487
VT = TERMINAL OPERATING REVENUE	(\$7,595,681)

TOTAL BASE - SPACE RENTS (IT+ET-VT)	<u>\$5,736,827</u>
--	---------------------------

FG = SQUARE FEET IN GATE AREA	76,949 sq.ft.
FJ = SQUARE FEET IN BAGGAGE AREA	19,803 sq.ft.
FE = SQUARE FEET IN AIRLINE EXCLUSIVE SPACE	50,951 sq.ft.

FT = TOTAL SQUARE FOOTAGE	147,703 sq.ft.
---------------------------	----------------

RT = TERMINAL USE FEE RATE (IT+ET-VT)/FT	\$38.840
--	-----------------

GATE AREA CHARGES	\$2,988,713
BAGGAGE CLAIM FEES	\$769,160
EXCLUSIVE SPACE FEES	\$1,978,954

TOTAL	<u>\$5,736,827</u>
--------------	---------------------------

**LEE COUNTY PORT AUTHORITY
 DISTRIBUTION OF INVESTMENT SERVICE TO COST CENTERS
 FISCAL YEAR 2001/2002**

DEBT SERVICE	\$7,959,277
DEBT SERVICE COVERAGE	<u>\$1,989,819</u>
I = INVESTMENT SERVICE	<u>\$9,949,096</u>

INVESTMENT SERVICE OF TERMINAL BUILDING

I = INVESTMENT SERVICE	\$9,949,096
CT = NET COST OF TERMINAL BUILDING	\$19,101,427
C = NET COST OF AIRPORT	\$67,033,681
AT = AMORTIZATION ALLOCABLE TO THE TERMINAL	<u>\$0</u>

INVESTMENT SERVICE OF TERMINAL BUILDING	
IT = (CT/CxI)+AT	<u>\$2,835,022</u>

INVESTMENT SERVICE OF CARGO BUILDING

I = INVESTMENT SERVICE	\$9,949,096
CK = NET COST OF CARGO BUILDING	\$757,868
C = NET COST OF AIRPORT	\$67,033,681
AK = AMORTIZATION ALLOCABLE TO CARGO BUILDING	<u>\$0</u>

IK = (CK/CxI)+AK	<u>\$112,482</u>
------------------	-------------------------

**LEE COUNTY PORT AUTHORITY
CALCULATION OF CARGO BUILDING USE RATES
FISCAL YEAR 2001/2002**

IK = INVESTMENT SERVICE CARGO BUILDING	\$112,482
M = EXPENDITURES	\$30,549
VT = REVENUE	\$31,433

TOTAL BASE - CARGO BUILDING FEES	<u>\$111,599</u>
----------------------------------	-------------------------

FK = TOTAL SQUARE FEET - CARGO BUILDING	10,690
---	--------

CARGO BUILDING USE FEE RATE (IK+M-VT)/FK	<table border="1"><tr><td>\$10.439</td></tr></table>	\$10.439
\$10.439		

**LEE COUNTY PORT AUTHORITY
ACTUAL REVENUES FROM SOURCES OTHER THAN AIRLINES
FISCAL YEAR 2001/2002**

REVENUE SOURCE	TOTAL RSW	TERMINAL	TERMINAL FRONT	P/A JOINT VENTURE	AIRFIELD
RENTAL CAR FEES	9,578,548	1,915,710	7,662,838		
OFF AP RENTAL CAR FEES	597,839	119,568			478,272
OFF AP RENTAL CAR PERMITS	20,969	20,969			
RESTAURANT/CATERING	1,221,742	1,221,742			
PARKING LOTS	6,948,954		6,948,954		
PAY PHONES	235,526	235,526			
GROUND TRANSPORTATION	8,072	8,072			
COURTESY PERMIT/TRIP	144,194	144,194			
TAXI PERMIT/TRIP	86,803	86,803			
CHARTER BUS FEES	11,672	11,672			
RSW PROVIDER PERMIT	22,470	22,470			
ADVERTISING	275,675	275,675			
MISC TERMINAL CONCESSIONS	1,293,686	1,293,686			
SPACE RENT COMMERCIAL	476,577	476,577			
TERMINAL SPACE RENT	142,099	142,099	396,393		
LAND RENT COMMERCIAL	396,393				
JET BRIDGE FEES	444,925	42,100		402,825	
400 MHZ	79,565	11,745		67,820	
UTILITY INCOME	55,873	55,873			
SECURITY INCOME	173,716	173,716			
CARGO LANDING FEES	166,843				166,843
PRIVILEGE FEES	291,360				291,360
TENANT CARGO BUILDING RENTAL	31,433				31,433
FACILITY USE CHARGE	26,105	26,105			
3RD PARTY CARGO FEE	61,113				61,113
MISC LANDING FEES	408,598				408,598
TERMINAL USE FEE	815,833	815,833			
CARGO RAMP USER FEE	104,469				104,469
COMMON AREA USE CHARGE	38,433	38,433			
MISC REVENUE	792,868	331,642	461,226		
MISC REVENUE-ADMIN	1,802	1,802			
MISC REVENUE-POLICE	4,160	4,160			
MISC REVENUE-CFR	14,386	14,386			
MISC REVENUE-FACILITIES	6,008	6,008			
MISC REVENUE-P/A	4,400	4,400			
LATE FEES	14,108	14,108			
HOLIDAY PARK FLY	41,951		41,951		
INSURANCE PROCEEDS	80,609	80,609			
	\$25,119,776	\$7,595,681	\$15,511,362	\$470,645	\$1,640,700

**LEE COUNTY PORT AUTHORITY
DISTRIBUTION OF OPERATING EXPENDITURES
FISCAL YEAR 2001/2002**

	AIRPORTS TOTAL	ALLOCABLE	PAGE FIELD	JOINT VENTURE	TOTAL RSW	TERMINAL	CARGO	AIRFIELD
PERSONNEL EXPENDITURES								
EXECUTIVE DIRECTOR	372,111	372,111	0	0	0	0	0	0
ADMINISTRATION	2,728,363	2,525,796	54,851	0	147,717	73,858	0	73,858
DEVELOPMENT	1,097,996	109,800	75,468	0	912,728	410,728	0	502,001
AVIATION SERVICES	9,296,748	112,200	693,261	0	8,491,287	3,387,377	22,440	5,081,471
TOTAL	13,495,219	3,119,906	823,580	0	9,551,733	3,871,963	22,440	5,657,330
OTHER EXPENDITURES								
COUNTY SERVICES	199,053	199,053						
MATERIAL/SUPPLIES	1,361,118	379,916	0	38,030	943,172	318,642	0	624,530
CONTRACTED SERVICES	4,345,256	347,466	0	254,071	3,743,719	1,853,455	0	1,890,264
INSURANCE	963,671	0	0	0	963,671	289,101	0	674,570
UTILITIES	1,619,057	0	0	0	1,619,057	1,010,936	8,109	600,011
OTHER	2,682,380	887,793	0	0	1,794,587	636,485	0	1,158,102
CAPITAL OUTLAY	979,645	4,836	0	0	974,809	47,419	0	927,390
TOTAL	25,645,399	4,938,970	823,580	292,101	19,590,748	8,028,002	30,549	11,532,197
ADD ALLOCATIONS		(4,938,970)			4,938,970	2,469,485		2,469,485
GRAND TOTAL	\$25,645,399	\$0	\$823,580	\$292,101	\$24,529,718	\$10,497,487	\$30,549	\$14,001,682

**LEE COUNTY PORT AUTHORITY
ACTUAL EXPENDITURES
FY 2001/2002**

EXECUTIVE

Port Boards	10,764
Executive Director	399,787
Legal Services	107,739
Total Executive Director	518,290

ADMINISTRATION

Aviation Market Development	337,679
Finance & Accounting	1,667,431
General Services	2,169,351
Property Management/Systems	941,039
Aviation Marketing Communications	571,157
Total Administration	5,686,659

DEVELOPMENT

Development	1,239,959
Non-Departmental	1,421,384
Total Development	2,661,343

AVIATION SERVICES

Aircraft Rescue	2,753,180
Airport Maintenance	6,701,049
Port Authority Joint Venture	292,101
Operations	2,798,734
Airport Communications	807,508
Police	2,727,482
Total Operations/Safety	16,080,054
Grand Total	\$24,946,346

**LEE COUNTY PORT AUTHORITY
ACTUAL EXPENDITURES
FY 2001/2002**

SALARIES & FRINGE

ALLOC TERM CARGO AIRFIELD PAGE JOINT VENTURE

EXECUTIVE

Port Boards	0	0	0	0	0	0
Executive Director	321,358	0	0	0	0	0
Legal Services	50,754	0	0	0	0	0
Total Executive Director	372,111	0	0	0	0	0

ADMINISTRATION

Aviation Market Development	0	73,858	0	73,858	0	0
Finance & Accounting	734,080	0	0	0	54,851	0
General Services	949,522	0	0	0	0	0
Property Management/Systems	554,282	0	0	0	0	0
Aviation Marketing Communications	287,911	0	0	0	0	0
Total Administration	2,525,796	73,858	0	73,858	54,851	0

DEVELOPMENT

Development	109,800	410,728	0	502,001	75,468	0
Non-Departmental	0	0	0	0	0	0
Total Development	109,800	410,728	0	502,001	75,468	0

AVIATION SERVICES

Aircraft Rescue	0	1,251,309	0	1,023,799	362,254	0
Airport Maintenance	112,200	381,479	22,440	1,727,878	331,007	0
Port Authority Joint Venture	0	0	0	0	0	0
Operations	0	235,274	0	705,822	0	0
Airport Communications	0	263,403	0	263,403	0	0
Police	0	1,255,911	0	1,360,571	0	0
Total Operations/Safety	112,200	3,387,377	22,440	5,081,471	693,261	0
Grand Total	\$3,119,906	\$3,871,963	\$22,440	\$5,657,330	\$823,580	\$0

**LEE COUNTY PORT AUTHORITY
ACTUAL EXPENDITURES
FY 2001/2002**

MATERIALS & SUPPLIES

ALLOC TERM AIRFIELD PAGE JOINT VENTURE

EXECUTIVE

Port Boards	2,850	0	0	0	0
Executive Director	43,396	0	0	0	0
Legal Services	3,672	0	0	0	0
Total Executive Director	49,919	0	0	0	0

ADMINISTRATION

Aviation Market Development	0	35,423	35,423	0	0
Finance & Accounting	18,945	0	0	0	0
General Services	31,326	0	0	0	0
Property Management/Systems	37,936	0	0	0	0
Aviation Marketing Communications	125,509	0	0	0	0
Total Administration	213,716	35,423	35,423	0	0

DEVELOPMENT

Development	0	10,953	16,430	0	0
Non-Departmental	0	0	0	0	0
Total Development	0	10,953	16,430	0	0

AVIATION SERVICES

Aircraft Rescue	0	38,010	39,154	0	0
Airport Maintenance	116,281	193,801	465,123	0	0
Port Authority Joint Venture	0	0	0	0	38,030
Operations	0	0	27,946	0	0
Airport Communications	0	4,365	4,365	0	0
Police	0	36,090	36,090	0	0
Total Operations/Safety	116,281	272,266	572,678	0	38,030
Grand Total	\$379,916	\$318,642	\$624,530	\$0	\$38,030

LEE COUNTY PORT AUTHORITY ACTUAL EXPENDITURES FY 2001/2002	CONTRACTED SERVICES				
	ALLOC	TERM	AIRFIELD	PAGE	JOINT VENTURE
EXECUTIVE					
Port Boards	4,172	0	0	0	0
Executive Director	0	0	0	0	0
Legal Services	5,900	0	0	0	0
Total Executive Director	10,072	0	0	0	0
<hr/> ADMINISTRATION <hr/>					
Aviation Market Development	894	0	0	0	0
Finance & Accounting	24,670	0	0	0	0
General Services	93,798	0	0	0	0
Property Management/Systems	164,351	0	0	0	0
Aviation Marketing Communications	37,428	0	0	0	0
Total Administration	321,140	0	0	0	0
DEVELOPMENT					
Development	0	2,835	4,252	0	0
Non-Departmental	0	95,994	143,990	0	0
Total Development	0	98,828	148,243	0	0
AVIATION SERVICES					
Aircraft Rescue	0	5,484	4,487	0	0
Airport Maintenance	16,254	1,457,834	165,989	0	0
Port Authority Joint Venture	0	0	0	0	254,071
Operations	0	266,783	1,547,019	0	0
Airport Communications	0	13,805	13,805	0	0
Police	0	10,721	10,721	0	0
Total Operations/Safety	16,254	1,754,627	1,742,021	0	254,071
Grand Total	\$347,466	\$1,853,455	\$1,890,264	\$0	\$254,071

**LEE COUNTY PORT AUTHORITY
ACTUAL EXPENDITURES
FY 2001/2002**

INSURANCE

ALLOC TERM CARGO AIRFIELD PAGE JOINT VENTURE

EXECUTIVE

Port Boards	0	0	0	0	0	0
Executive Director	0	0	0	0	0	0
Legal Services	0	0	0	0	0	0
Total Executive Director	0	0	0	0	0	0

ADMINISTRATION

Aviation Market Development	0	0	0	0	0	0
Finance & Accounting	0	0	0	0	0	0
General Services	0	289,101	0	674,570	0	0
Property Management/Systems	0	0	0	0	0	0
Aviation Marketing Communications	0	0	0	0	0	0
Total Administration	0	289,101	0	674,570	0	0

DEVELOPMENT

Development	0	0	0	0	0	0
Non-Departmental	0	0	0	0	0	0
Total Development	0	0	0	0	0	0

AVIATION SERVICES

Aircraft Rescue	0	0	0	0	0	0
Airport Maintenance	0	0	0	0	0	0
Port Authority Joint Venture	0	0	0	0	0	0
Operations	0	0	0	0	0	0
Airport Communications	0	0	0	0	0	0
Police	0	0	0	0	0	0
Total Operations/Safety	0	0	0	0	0	0
Grand Total	\$0	\$289,101	\$0	\$674,570	\$0	\$0

**LEE COUNTY PORT AUTHORITY
ACTUAL EXPENDITURES
FY 2001/2002**

UTILITIES

ALLOC TERM CARGO AIRFIELD PAGE JOINT VENTURE

EXECUTIVE

Port Boards	0	0	0	0	0	0
Executive Director	0	0	0	0	0	0
Legal Services	0	0	0	0	0	0
Total Executive Director	0	0	0	0	0	0

ADMINISTRATION

Aviation Market Development	0	0	0	0	0	0
Finance & Accounting	0	0	0	0	0	0
General Services	0	0	0	0	0	0
Property Management/Systems	0	0	0	0	0	0
Aviation Marketing Communications	0	0	0	0	0	0
Total Administration	0	0	0	0	0	0

DEVELOPMENT

Development	0	0	0	0	0	0
Non-Departmental	0	0	0	0	0	0
Total Development	0	0	0	0	0	0

AVIATION SERVICES

Aircraft Rescue	0	0	0	0	0	0
Airport Maintenance	0	889,449	8,109	469,620	0	0
Port Authority Joint Venture	0	0	0	0	0	0
Operations	0	0	0	8,904	0	0
Airport Communications	0	121,487	0	121,487	0	0
Police	0	0	0	0	0	0
Total Operations/Safety	0	1,010,936	8,109	600,011	0	0
Grand Total	\$0	\$1,010,936	\$8,109	\$600,011	\$0	\$0

LEE COUNTY PORT AUTHORITY ACTUAL EXPENDITURES FY 2001/2002	OTHER				
	ALLOC	TERM	AIRFIELD	PAGE	JOINT VENTURE
EXECUTIVE					
Port Boards	3,741	0	0	0	0
Executive Director	35,033	0	0	0	0
Legal Services	47,413	0	0	0	0
Total Executive Director	86,188	0	0	0	0
<hr/> ADMINISTRATION					
Aviation Market Development	0	59,112	59,112	0	0
Finance & Accounting	360,096	0	0	0	0
General Services	131,034	0	0	0	0
Property Management/Systems	181,612	0	0	0	0
Aviation Marketing Communications	120,310	0	0	0	0
Total Administration	793,052	59,112	59,112	0	0
DEVELOPMENT					
Development	571	10,761	96,142	0	0
Non-Departmental	0	470,775	710,625	0	0
Total Development	571	481,536	806,767	0	0
AVIATION SERVICES					
Aircraft Rescue	0	15,228	12,459	0	0
Airport Maintenance	2,882	73,776	265,945	0	0
Port Authority Joint Venture	0	0	0	0	0
Operations	0	0	6,986	0	0
Airport Communications	0	694	694	0	0
Police	5,100	6,139	6,139	0	0
Total Operations/Safety	7,983	95,837	292,223	0	0
Grand Total	\$887,793	\$636,485	\$1,158,102	\$0	\$0

**LEE COUNTY PORT AUTHORITY
ACTUAL EXPENDITURES
FY 2001/2002**

CAPITAL

ALLOC TERM AIRFIELD JOINT VENTURE PAGE

EXECUTIVE

Port Boards	0	0	0	0	0
Executive Director	0	0	0	0	0
Legal Services	0	0	0	0	0
Total Executive Director	0	0	0	0	0

ADMINISTRATION

Aviation Market Development	0	0	0	0	0
Finance & Accounting	0	47,419	927,371	0	0
General Services	0	0	0	0	0
Property Management/Systems	2,858	0	0	0	0
Aviation Marketing Communications	0	0	0	0	0
Total Administration	2,858	47,419	927,371	0	0

DEVELOPMENT

Development	0	0	20	0	0
Non-Departmental	0	0	0	0	0
Total Development	0	0	20	0	0

AVIATION SERVICES

Aircraft Rescue	995	0	0	0	0
Airport Maintenance	983	0	0	0	0
Port Authority Joint Venture	0	0	0	0	0
Operations	0	0	0	0	0
Airport Communications	0	0	0	0	0
Police	0	0	0	0	0
Total Operations/Safety	1,978	0	0	0	0
Grand Total	\$4,836	\$47,419	\$927,390	\$0	\$0

LEE COUNTY PORT AUTHORITY
LANDED WEIGHTS (X1000)
FISCAL YEAR 2001/2002

AIRLINE	OCT	NOV	DEC	JAN	FEB	MAR	APR	MAY	JUN	JUL	AUG	SEP	TOTALS
AIRTRAN	6,138	8,811	9,207	9,108	13,563	18,414	17,820	13,662	11,682	12,078	9,702	8,217	138,402
AMERICAN/TWA	9,098	8,370	15,340	21,970	20,280	23,078	19,630	12,090	10,373	9,012	9,005	7,800	166,046
AMERICAN TRANS AIR	15,926	18,190	22,415	20,945	23,689	22,827	23,384	19,253	12,356	12,986	13,024	12,170	217,165
CONTINENTAL	16,105	22,534	28,644	27,634	29,807	40,555	37,430	21,944	17,536	15,438	15,430	11,892	284,949
DELTA	66,029	61,886	69,426	68,450	63,184	81,243	73,739	73,770	64,374	71,283	73,550	66,433	833,366
JetBlue	4,408	9,243	10,381	9,954	11,945	13,225	12,798	7,821	8,532	8,816	8,816	8,532	114,471
NORTHWEST	13,590	23,870	35,366	31,680	34,710	50,612	70,388	13,225	8,017	6,703	6,811	9,636	304,808
SPIRIT	12,318	17,940	27,170	29,516	29,120	32,240	31,200	17,290	11,960	12,090	12,267	11,745	244,856
UNITED	4,860	12,078	12,760	15,597	16,075	18,968	10,445	5,717	4,649	4,522	4,522	4,585	114,778
USAIRWAYS	36,625	41,125	36,158	38,954	39,699	44,737	36,822	34,983	29,456	26,015	26,357	22,734	413,664
RATE BASE TOTAL	185,096	224,047	266,867	273,808	282,072	345,899	333,856	219,754	178,935	178,943	179,483	163,743	2,832,504
AIR CANADA	568	4,257	4,588	7,195	7,891	8,736	5,649	694	142	0	134	0	39,855
AMERICA WEST	47	660	3,068	4,784	4,358	4,873	2,311	0	0	0	0	0	20,101
AMERICAN EAGLE	5,911	5,930	5,501	5,886	6,455	7,230	6,420	6,118	6,275	5,037	4,942	4,968	70,673
CANADA 3000	737	624	0	0	0	0	0	0	0	0	0	0	1,361
CAPE AIR	552	589	639	620	670	769	670	533	403	403	422	403	6,671
CASINO EXPRESS	0	0	0	0	909	214	107	321	0	228	114	214	2,107
CHAMPION	0	0	1,662	1,600	3,520	4,320	2,720	640	0	0	0	0	14,462
COMAIR	2,353	1,984	2,282	2,306	2,108	2,353	3,078	3,810	2,252	2,972	3,924	5,546	34,970
CONDOR	2,560	0	0	0	0	0	0	0	0	0	0	0	2,560
CONTINENTAL CONNECTION	1,739	1,932	1,096	1,096	2,639	1,916	2,061	1,932	1,852	1,932	1,932	1,852	21,978
FALCON AIR	0	0	0	0	0	0	0	0	0	0	0	155	155
FLIGHT SERVICES	0	202	0	0	0	0	0	0	0	0	0	0	202
LAKER AIRWAYS	0	0	0	320	0	0	322	0	0	322	0	0	964
LITU	2,637	3,561	3,573	2,382	1,588	2,779	3,176	2,880	2,957	3,059	3,970	3,176	35,778
MIAMI AIR	161	0	0	0	0	292	466	0	161	0	0	483	1,563
MIDWEST EXPRESS	0	0	2,147	3,968	3,968	4,608	3,072	0	0	0	0	0	17,763
OMNI	0	0	806	1,454	2,908	3,272	1,454	0	0	0	0	0	9,894
PATRIOT AIR	0	0	0	0	0	0	0	0	228	0	228	0	456
RYAN	198	0	1,176	1,359	1,302	1,848	928	228	0	0	342	228	7,609
SOUTHEAST	202	202	202	303	606	816	816	0	198	0	0	0	3,345
SUN COUNTRY	0	864	322	0	0	1,535	2,188	2,898	2,752	2,898	2,934	2,534	18,925
NON RATE BASE TOTAL	17,665	20,806	27,061	33,275	38,921	45,560	35,438	20,054	17,219	16,891	18,942	19,558	311,390
AIRBORNE EXPRESS	2,346	2,244	2,040	2,244	2,040	2,346	2,142	2,244	2,142	2,142	2,448	1,938	26,316
FEDERAL EXPRESS	3,572	3,724	3,381	3,601	3,408	3,744	3,437	3,596	3,598	3,554	3,766	3,103	42,483
UNITED PARCEL SERVICE	4,620	6,300	6,878	4,973	4,200	4,620	4,830	4,763	4,973	4,410	5,250	4,200	60,015
CARGO TOTAL	10,538	12,268	12,299	10,818	9,648	10,710	10,409	10,603	10,713	10,106	11,464	9,241	128,814
TOTAL	213,299	257,120	306,226	317,900	330,641	402,169	379,703	250,411	206,866	205,941	209,891	192,543	3,272,708

**LEE COUNTY PORT AUTHORITY
ACTUAL REVENUE PASSENGERS ENPLANED
FISCAL YEAR 2001/2002**

AIRLINE	OCT	NOV	DEC	JAN	FEB	MAR	APR	MAY	JUN	JUL	AUG	SEP	TOTALS
AIRTRAN	4,659	7,057	6,618	7,703	11,607	16,464	17,296	11,008	9,112	8,649	7,270	5,308	112,751
AMERICAN TRANS AIR	10,729	14,351	14,690	16,974	20,479	22,455	21,907	16,075	11,482	11,494	10,990	9,237	180,863
AMERICAN/TWA	6,029	6,569	9,638	17,464	17,152	20,561	18,066	10,355	8,697	7,235	6,592	4,967	133,325
CONTINENTAL	11,891	18,614	20,461	22,800	25,413	33,045	34,786	19,913	15,337	14,045	13,779	8,861	238,945
DELTA	41,580	43,722	44,309	49,755	50,609	63,734	60,631	54,826	48,929	51,374	46,377	38,704	594,550
JetBlue	3,603	7,383	8,126	8,915	10,321	13,208	13,160	8,224	8,760	9,193	9,329	7,530	107,752
NORTHWEST	9,938	16,978	21,040	23,763	26,868	39,908	31,438	12,660	7,157	6,303	6,172	6,644	208,869
SPIRIT	9,410	13,968	16,874	21,276	26,918	36,529	32,294	16,454	11,488	11,785	11,153	8,520	216,669
UNITED	3,303	8,679	7,692	10,423	11,694	15,099	9,781	5,234	4,004	3,742	3,749	3,182	86,582
USAIRWAYS	27,137	38,070	32,179	33,530	38,166	47,025	35,287	32,532	29,010	28,088	26,424	18,212	385,660
RATE BASE TOTAL	128,279	175,391	181,627	212,603	239,227	308,028	274,646	187,281	153,976	151,908	141,835	111,165	2,265,966
AIR CANADA	65	2,744	2,679	3,437	5,039	5,729	4,165	555	76	0	0	0	24,489
AMERICA WEST	23	521	1,561	2,760	2,908	4,232	1,329	0	0	0	0	0	13,334
AMERICAN EAGLE	4,549	6,221	5,002	4,505	6,059	7,383	6,402	5,327	5,025	3,957	3,250	2,910	60,590
CANADA 3000	324	195	0	0	0	0	0	0	0	0	0	0	519
CAPE AIR	423	380	468	480	592	661	494	452	314	336	363	290	5,253
CASINO EXPRESS	0	0	0	0	242	121	119	113	0	122	122	120	959
CHAMPION	0	0	503	787	1,849	3,126	2,382	602	0	0	0	0	9,249
COMAIR	1,752	1,449	1,495	1,652	1,725	2,196	2,899	3,211	1,570	1,290	1,037	1,637	21,913
CONDOR	574	0	0	0	0	0	0	0	0	0	0	0	574
CONTINENTAL CONNECTION	504	985	957	1,024	993	1,012	1,297	1,385	1,197	1,197	934	883	12,368
FLIGHT SERVICES	0	97	0	0	0	0	0	0	0	0	0	0	97
LAKER AIR	0	0	0	127	0	0	107	0	0	122	0	0	356
LTU	1,150	1,455	1,306	1,366	723	1,426	1,947	1,828	1,610	1,452	2,687	1,225	18,175
MIAMI AIR	101	0	0	0	0	166	156	0	0	0	0	0	423
MIDWEST EXPRESS	0	0	1,033	2,599	3,049	3,754	2,627	0	0	0	0	0	13,062
OMNI	0	0	306	1,335	2,472	3,247	1,496	0	0	0	0	0	8,856
PATRIOT AIR	0	0	0	0	0	0	0	0	122	0	121	0	243
RYAN	121	0	451	1,286	1,305	1,760	593	121	0	0	122	120	5,879
SOUTHEAST	107	108	107	217	411	526	473	0	110	0	0	0	2,059
SUN COUNTRY	0	799	297	0	0	1,015	1,400	685	841	864	1,057	768	7,726
NON RATE BASE TOTAL	9,693	14,954	16,165	21,575	27,367	36,354	27,886	14,279	10,865	9,340	9,693	7,953	206,124
TOTAL	137,972	190,345	197,792	234,178	266,594	344,382	302,532	201,560	164,841	161,248	151,528	119,118	2,472,090

LEE COUNTY PORT AUTHORITY
TOTAL PASSENGERS
FISCAL YEAR 2001/2002

AIRLINE	OCT	NOV	DEC	JAN	FEB	MAR	APR	MAY	JUN	JUL	AUG	SEP	TOTALS
AIRTRAN	8,866	13,684	13,414	15,381	23,869	33,883	31,638	21,171	18,344	17,310	14,509	10,645	222,714
AMERICAN TRANS AIR	23,519	28,554	31,696	34,335	42,014	45,951	40,061	31,412	23,319	23,135	22,383	18,774	365,153
AMERICAN/TWA	13,200	13,017	22,355	34,724	35,545	41,391	33,722	20,630	17,394	14,974	13,513	10,001	270,466
CONTINENTAL	26,318	38,431	44,613	47,245	54,411	70,455	64,780	38,914	31,391	28,732	28,397	18,167	491,854
DELTA	90,699	89,221	92,372	99,824	105,015	128,664	113,870	106,065	98,270	103,360	94,699	79,308	1,201,367
jetBlue	7,690	14,861	17,450	17,959	21,615	26,969	24,272	16,088	17,122	18,950	18,861	14,980	216,817
NORTHWEST	23,127	35,504	46,773	49,074	57,550	83,362	55,618	24,267	14,180	12,716	12,818	14,464	429,453
SPRIT	19,668	27,653	37,111	40,433	53,884	71,677	56,965	31,048	23,282	23,378	22,663	17,255	425,017
UNITED	7,596	18,596	17,078	22,614	25,898	32,502	17,867	10,127	8,133	7,998	7,981	7,381	183,771
USAIRWAYS	59,857	77,577	64,588	71,690	79,733	93,546	65,484	62,187	57,725	56,914	53,729	38,300	781,330
RATE BASE TOTAL	280,540	357,098	387,450	433,279	499,534	628,400	504,277	361,909	309,160	307,467	289,553	229,275	4,587,942
AIR CANADA	271	6,037	5,821	7,681	10,874	11,362	7,577	1,032	130	0	22	0	50,807
AMERICA WEST	61	1,011	4,015	5,175	6,146	8,790	2,158	0	0	0	0	0	27,356
AMERICAN EAGLE	9,817	13,005	10,627	9,533	13,098	16,181	11,592	10,968	10,594	8,589	7,416	6,646	128,066
CANADA 3000	745	725	0	0	0	0	0	0	0	0	0	0	1,470
CAPE AIR	849	789	895	1,067	1,215	1,419	1,025	926	684	689	754	608	10,920
CASINO EXPRESS	0	0	0	0	698	240	119	345	0	244	122	0	1,768
CHAMPION	0	0	1,341	1,222	4,279	6,473	4,094	1,072	0	0	0	0	18,481
COMAIR	3,791	2,978	3,392	3,704	3,771	4,638	5,168	6,057	2,801	2,548	2,271	3,539	44,658
CONDOR	839	0	0	0	0	0	0	0	0	0	0	0	839
CONTINENTAL CONNECTION	1,310	2,333	2,234	2,157	2,410	2,521	2,227	2,880	2,575	2,722	2,219	2,109	27,697
FLIGHT SERVICES	0	194	0	0	0	0	0	0	0	0	0	0	194
LAKER AIR	0	0	0	258	0	0	214	0	0	244	0	0	716
LTU	2,817	3,003	2,904	2,301	1,725	3,315	3,525	3,096	3,219	3,755	4,913	2,720	37,293
MIAMI AIR	101	0	0	0	0	336	250	0	0	0	0	0	687
MIDWEST EXPRESS	0	0	2,736	5,877	6,597	7,801	4,239	0	0	0	0	0	27,250
OMNI	0	0	1,026	2,659	5,343	6,644	2,295	0	0	0	0	0	17,967
PATRIOT AIR	0	0	0	0	0	0	0	0	244	0	242	0	486
RYAN	242	0	1,247	2,665	2,667	3,470	1,114	242	0	0	366	240	12,253
SOUTHEAST	214	216	214	434	823	1,056	1,047	0	220	0	0	0	4,224
SUN COUNTRY	0	1,615	581	0	0	2,535	2,275	1,264	2,714	1,681	2,011	1,493	16,169
NON RATE BASE TOTAL	21,057	31,906	37,033	44,733	59,646	76,781	48,919	27,882	23,181	20,472	20,336	17,355	429,301
TOTAL	301,597	389,004	424,483	478,012	559,180	705,181	553,196	389,791	332,341	327,939	309,889	246,630	5,017,243

**LEE COUNTY PORT AUTHORITY
FISCAL YEAR 2001/2002
REFUND/ADDITIONAL CHARGE CALCULATION**

	TAXABLE EXCLUSIVE SPACE	NON-TAXABLE EXCLUSIVE SPACE	CARGO BUILDING	GATE AREA CHARGES	BAGGAGE CLAIM CHARGES	LANDING* FEES	TOTAL
AIRTRAN							
Actual Fee Calculation	0	39,889	0	159,961	46,001	123,709	369,560
2001/2002 Estimated Fee Billed (Refund Due) Additional Charges	0	47,376	0	185,551	53,080	179,666	465,673
Sales Tax Adjustment	0	(7,487)	0	(25,590)	(7,079)	(55,956)	(96,112)
Total (Refund) Additional Charges	0	0	0	0	0	0	0
	0	(7,487)	0	(25,590)	(7,079)	(55,956)	(96,112)
AMERICAN/TWA							
Actual Fee Calculation	17,213	72,657	3,448	205,505	51,588	148,418	498,829
2001/2002 Estimated Fee Billed (Refund Due) Additional Charges	11,487	89,193	4,129	243,390	59,788	215,288	623,275
Sales Tax Adjustment	5,726	(16,536)	(681)	(37,885)	(8,200)	(66,870)	(124,446)
Total (Refund) Additional Charges	344	0	0	0	0	0	344
	6,069	(16,536)	(681)	(37,885)	(8,200)	(66,870)	(124,103)
AMERICAN TRANS AIR							
Actual Fee Calculation	37,753	145,690	0	213,863	64,497	194,111	655,914
2001/2002 Estimated Fee Billed (Refund Due) Additional Charges	44,839	173,035	0	253,605	76,432	281,935	829,846
Sales Tax Adjustment	(7,086)	(27,345)	0	(39,742)	(11,935)	(87,824)	(173,932)
Total (Refund) Additional Charges	(425)	0	0	0	0	0	(425)
	(7,512)	(27,345)	0	(39,742)	(11,935)	(87,824)	(174,357)
CONTINENTAL							
Actual Fee Calculation	69,912	130,775	0	353,816	80,269	254,699	889,471
2001/2002 Estimated Fee Billed (Refund Due) Additional Charges	83,035	155,321	0	414,631	94,617	370,122	1,117,726
Sales Tax Adjustment	(13,123)	(24,546)	0	(60,815)	(14,348)	(115,423)	(228,255)
Total (Refund) Additional Charges	(787)	0	0	0	0	0	(787)
	(13,910)	(24,546)	0	(60,815)	(14,348)	(115,423)	(229,042)
DELTA							
Actual Fee Calculation	38,296	402,850	46,768	676,897	176,835	744,895	2,086,541
2001/2002 Estimated Fee Billed (Refund Due) Additional Charges	45,485	478,464	40,858	842,236	218,884	1,081,350	2,707,277
Sales Tax Adjustment	(7,189)	(75,614)	5,910	(165,339)	(42,049)	(336,455)	(620,755)
Total (Refund) Additional Charges	(431)	0	0	0	0	0	(431)
	(7,620)	(75,614)	5,910	(165,339)	(42,049)	(336,455)	(621,167)
JetBlue							
Actual Fee Calculation	8,703	4,288	0	156,005	44,643	102,319	315,959
2001/2002 Estimated Fee Billed (Refund Due) Additional Charges	10,252	5,051	0	186,468	53,395	148,442	403,608
Sales Tax Adjustment	(1,549)	(763)	0	(30,463)	(8,752)	(46,124)	(87,650)
Total (Refund) Additional Charges	(93)	0	0	0	0	0	(93)
	(1,642)	(763)	0	(30,463)	(8,752)	(46,124)	(87,743)

**LEE COUNTY PORT AUTHORITY
FISCAL YEAR 2001/2002
REFUND/ADDITIONAL CHARGE CALCULATION**

	TAXABLE EXCLUSIVE SPACE	NON-TAXABLE EXCLUSIVE SPACE	CARGO BUILDING	GATE AREA CHARGES	BAGGAGE CLAIM CHARGES	LANDING* FEES	TOTAL
NORTHWEST							
Actual Fee Calculation	52,745	164,488	30,900	271,103	72,102	272,450	863,788
2001/2002 Estimated Fee Billed	62,645	195,362	26,995	303,924	80,709	349,979	1,019,614
(Refund Due) Additional Charges	(9,900)	(30,874)	3,905	(32,821)	(8,607)	(77,529)	(155,826)
Sales Tax Adjustment	(594)	0	0	0	0	0	(594)
Total (Refund) Additional Charges	(10,494)	(30,874)	3,905	(32,821)	(8,607)	(77,529)	(156,420)
SPIRIT							
Actual Fee Calculation	53,788	115,920	0	277,275	74,220	218,862	740,065
2001/2002 Estimated Fee Billed	63,549	135,354	0	312,766	83,743	317,728	913,140
(Refund Due) Additional Charges	(9,761)	(19,434)	0	(35,491)	(9,523)	(98,866)	(173,075)
Sales Tax Adjustment	(586)	0	0	0	0	0	(586)
Total (Refund) Additional Charges	(10,347)	(19,434)	0	(35,491)	(9,523)	(98,866)	(173,661)
UNITED							
Actual Fee Calculation	45,637	331,015	15,241	139,252	38,895	102,593	672,633
2001/2002 Estimated Fee Billed	54,203	393,146	13,315	164,610	45,894	149,027	820,195
(Refund Due) Additional Charges	(8,566)	(62,131)	1,926	(25,358)	(6,999)	(46,434)	(147,562)
Sales Tax Adjustment	(514)	0	0	0	0	0	(514)
Total (Refund) Additional Charges	(9,080)	(62,131)	1,926	(25,358)	(6,999)	(46,434)	(148,076)
USAIRWAYS							
Actual Fee Calculation	70,961	176,373	15,241	535,035	120,110	369,749	1,287,470
2001/2002 Estimated Fee Billed	84,280	209,479	13,316	642,863	147,078	536,977	1,633,993
(Refund Due) Additional Charges	(13,319)	(33,106)	1,925	(107,828)	(26,968)	(167,227)	(346,522)
Sales Tax Adjustment	(799)	0	0	0	0	0	(799)
Total (Refund) Additional Charges	(14,118)	(33,106)	1,925	(107,828)	(26,968)	(167,227)	(347,321)
TOTAL							
Actual Fee Calculation	395,008	1,583,945	111,599	2,988,713	769,160	2,531,804	8,380,230
2001/2002 Estimated Fee Billed	459,775	1,881,781	98,613	3,550,044	913,620	3,630,512	10,534,345
(Refund Due) Additional Charges	(64,767)	(297,836)	12,986	(561,331)	(144,460)	(1,098,708)	(2,154,116)
Sales Tax Adjustment	(3,886)	0	0	0	0	0	(3,886)
Total (Refund) Additional Charges	(\$68,653)	(\$297,836)	\$12,986	(\$561,331)	(\$144,460)	(\$1,098,708)	(\$2,158,002)

**LEE COUNTY PORT AUTHORITY
2001 - 2002 REBATE CALCULATION**

	ACTUAL PAID	% OF TOTAL	REBATE
AIRTRAN			
EXCLUSIVE SPACE	39,889		
CARGO BUILDING CHARGES	0		
GATE AREA CHARGES	159,961		
BAGGAGE CLAIM CHARGES	46,001		
LANDING FEES	<u>123,709</u>		
TOTAL	\$369,560	4.41%	\$40,626
AMERICAN/TWA			
EXCLUSIVE SPACE	89,870		
CARGO BUILDING CHARGES	3,448		
GATE AREA CHARGES	205,505		
BAGGAGE CLAIM CHARGES	51,588		
LANDING FEES	<u>148,418</u>		
TOTAL	\$498,829	5.95%	\$54,837
AMERICAN TRANS AIR			
EXCLUSIVE SPACE	183,442		
CARGO BUILDING CHARGES	0		
GATE AREA CHARGES	213,863		
BAGGAGE CLAIM CHARGES	64,497		
LANDING FEES	<u>194,111</u>		
TOTAL	\$655,914	7.83%	\$72,106
CONTINENTAL			
EXCLUSIVE SPACE	200,687		
CARGO BUILDING CHARGES	0		
GATE AREA CHARGES	353,816		
BAGGAGE CLAIM CHARGES	80,269		
LANDING FEES	<u>254,699</u>		
TOTAL	\$889,471	10.61%	\$97,781
DELTA			
EXCLUSIVE SPACE	441,147		
CARGO BUILDING CHARGES	46,768		
GATE AREA CHARGES	676,897		
BAGGAGE CLAIM CHARGES	176,835		
LANDING FEES	<u>744,895</u>		
TOTAL	\$2,086,541	24.90%	\$229,377
jetBlue			
EXCLUSIVE SPACE	12,991		
CARGO BUILDING CHARGES	0		
GATE AREA CHARGES	156,005		
BAGGAGE CLAIM CHARGES	44,643		
LANDING FEES	<u>102,319</u>		
TOTAL	\$315,959	3.77%	\$34,734

**LEE COUNTY PORT AUTHORITY
2001 - 2002 REBATE CALCULATION**

	ACTUAL PAID	% OF TOTAL	REBATE
NORTHWEST			
EXCLUSIVE SPACE	217,233		
CARGO BUILDING CHARGES	30,900		
GATE AREA CHARGES	271,103		
BAGGAGE CLAIM CHARGES	72,102		
LANDING FEES	<u>272,450</u>		
TOTAL	\$863,788	10.31%	\$94,958
<hr/>			
SPIRIT AIRLINES			
EXCLUSIVE SPACE	169,708		
CARGO BUILDING CHARGES	0		
GATE AREA CHARGES	277,275		
BAGGAGE CLAIM CHARGES	74,220		
LANDING FEES	<u>218,862</u>		
TOTAL	\$740,065	8.83%	\$81,357
UNITED			
EXCLUSIVE SPACE	376,653		
CARGO BUILDING CHARGES	15,241		
GATE AREA CHARGES	139,252		
BAGGAGE CLAIM CHARGES	38,895		
LANDING FEES	<u>102,593</u>		
TOTAL	\$672,633	8.03%	\$73,944
USAIRWAYS			
EXCLUSIVE SPACE	247,334		
CARGO BUILDING CHARGES	15,241		
GATE AREA CHARGES	535,035		
BAGGAGE CLAIM CHARGES	120,110		
LANDING FEES	<u>369,749</u>		
TOTAL	\$1,287,470	15.36%	\$141,534
TOTAL			
EXCLUSIVE SPACE	1,978,954		
CARGO BUILDING CHARGES	111,599		
GATE AREA CHARGES	2,988,713		
BAGGAGE CLAIM CHARGES	769,160		
LANDING FEES	<u>2,531,804</u>		
TOTAL	<u>\$8,380,230</u>	<u>100.00%</u>	<u>\$921,254</u>