

**Lee County Board Of County Commissioners
Agenda Item Summary**

Blue Sheet No. 20040496

1. REQUESTED MOTION:

ACTION REQUESTED: Approve the award of Project # EX040416, the purchase of three new New Holland TS115A tractors with 21' Alamo Machete slope mower attachments for DOT - Operations, from Alamo Industrial, at the prices given in Florida State Contract # 765-900-04-1 - contract price: \$79,556.04 each - grand total: \$238,668.12.

WHY ACTION IS NECESSARY: Expenditures exceeding \$50,000 require Board approval.

WHAT ACTION ACCOMPLISHES: These new tractor/mower combos will be used to maintain the County roadways. They replace asset numbers 031903, 031950 and 031952 which have reached their life expectancy of 120 months and have met Fleet Management's replacement criteria requirements (please see Attachment #3).

**2. DEPARTMENTAL CATEGORY:
COMMISSION DISTRICT #**

C9C

3. MEETING DATE:

05-11-2004

4. AGENDA:

- CONSENT
- ADMINISTRATIVE APPEALS
- PUBLIC WALK ON
- TIME REQUIRED:

**5. REQUIREMENT/PURPOSE:
(Specify)**

- STATUTE
- ORDINANCE
- ADMIN. AC-4-1
- CODE
- OTHER

6. REQUESTOR OF INFORMATION:

- A. COMMISSIONER _____
- B. DEPARTMENT DOT
- C. DIVISION Operations

BY: Scott Gilbertson, P.E., Director

BACKGROUND: On April 14, 2004, the Division of Purchasing received a request from DOT - Operations and Fleet Management to purchase three New Holland tractors with Alamo slope mower attachments at the prices given in Florida State Contract # 765-900-04-1.

Funds are available: PC5410117500.506430 (\$159,112.08) & PC5379114600.506431 (\$79,556.04)

Please see attachments:

- (1) Department Request for Purchase
- (2) Florida State Contract # 765-900-04-1/Tractor/Mower Quote
- (3) Repair History of Equipment Being Replaced

8. MANAGEMENT RECOMMENDATIONS:

9. RECOMMENDED APPROVAL:

A Department Director	B Purchasing or Contracts	C Human Resources	D Other	E County Attorney	F Budget Services				G County Manager
<i>2/16 for master file Tawling</i>	<i>J Sheehan 4-16-04 [Signature]</i>		<i>1/33/04 [Signature]</i>	<i>[Signature]</i>	OA	OM	Risk	GC	<i>[Signature]</i>
					<i>4/26</i>	<i>4/26</i>	<i>4/26/04</i>	<i>4/26/04</i>	

10. COMMISSION ACTION:

- APPROVED
- DENIED
- DEFERRED
- OTHER

Rec. by CoAtty
Date: *4/23/04*
Time: *2:05 PM*
Forwarded To:
Co. Admin. 4/23/04

RECEIVED BY
COUNTY ADMIN: *[Signature]*
4/20/04
10:56 on SLT
COUNTY ADMIN
FORWARDED TO: *PL*
4-29-04
8:10

BA



DIVISION OF FLEET MANAGEMENT

To: Janet Sheehan, Purchasing Director
From: Marilyn L. Rawlings, Fleet Manager *MR*
Date: 4/14/2004
Re: Machete Slope Mowers

Please prepare a Blue Sheet for the purchase of three (3) New Holland Tractors, Model-TS115A with 21' Machete Slope mowers, for the Department of Transportation, Operation Division.

ACTION REQUESTED:

Approve the State Contract (#785-850-130) purchase of three (3) New Holland Tractors, Model-TS115A with 21' Machete Slope mowers \$79,558.04 from Alamo Sales Corporation for the Department of Transportation, Operation Division for a total cost of \$238,668.12.

WHY ACTION IS NECESSARY:

Board approval is required, as this expenditure will exceed \$50,000.

WHAT ACTION ACCOMPLISHES:

This purchase will provide the Department of Transportation with three (3) new reliable slope mowers that will be used to maintain the County roadways. These new tractors will replace asset # 031903, 031950 and 031952, which have reached its life expectancy of 120 months and have also met all the replacement criteria from Fleet Management. (See attached documents)

Funds for this purchase are available from account string #:

<u>PC5410117500.506430 -</u>	<u>\$159,112.08</u>
<u>PC5379114800.506431 -</u>	<u>\$79,558.04</u>
	<u>Total - \$238,668.12</u>

H:\Acquisition Specialist\Blue Sheets\Machete Slope Mowers for DOT Operations-2004.doc

MATERIAL REQUEST FORM

Non-Surcharge

STATE CONTRACT # 785-650-130

PO # _____

VENUE # 262540

PHONE # 813-908-1944 ext 830-358-2673 FAX # 830-379-0884 Home 813-908-0433

DEPT # 031803 TOP LEHIGH - DOT Operations/Lehigh (84-091)
 DEPT # 031951 TOP NEWB - DOT Operations/ North Mowing (84-092)
 DEPT # 031958 TOP CANAL - DOT Operations/ Canal (84-095)

FLORIDA DIV. TITLE AND TRACK PERIOD FOR BY: N/A

ACCOUNT STRING: PC8410117800.585430 \$159,112.08
 ACCOUNT STRING: PC6379114800.585431 \$79,558.04

FLEET MANAGEMENT SPEC #	04-091, 04-092, 04-096	QTY	UNIT PRICE
This PO is opened for DOT Operations to replace three older units. 031903, 031951 & 031950. This purchase order is based off of State Contract # 785-650-130.			
21 Ft. Machete Doom mower with 60" Machete Head mounted on a new model-TS115A. New Holland Tractor (95 PTO HP), 4WD, Cab, 12X12 transmission, and lexan window cover.		3	\$ 108,874.00
28% Contract Discount		3	\$ (30,465.04)
AM/FM Radio.		3	\$ 270.00
Strobe Light w/Guard.		3	\$ 442.00
Set Of Parts and Service Manuals.		3	\$ 451.88
<u>Warranties.</u>			
Tractor has a two (2) year warranty.			N/C
Machete mower has a one (1) year warranty.			N/C
Three (3) complete sets of keys for each unit.			N/C
Cost per unit			\$ 79,558.04
Subtotal for all options:			\$ 238,668.12
TOTAL AMOUNT OF PURCHASE ORDER:			\$ 238,668.12

APPROVED BY: Donny Dreshner Operations Manager DATE: 10/15/04

LEE COUNTY GOVERNMENT, DIVISION OF FLEET MANAGEMENT
EQUIPMENT AND VEHICLE REQUEST FORM
(PLEASE PRINT OR TYPE)

1. Department/Division: (name) DOT

(division) OPERATIONS TOP Lehigh

2. Requested By: (print) JONATHAN D. JOSEPH SR. Phone #: (239) 694-3334 X 370
3. Driver/Operator of this new piece of equipment: RUFUS FINISTER
4. Days and hours this piece of equipment will be used: MONDAY - THURSDAY (40HRS)
5. Location the equipment will be parked: 5560 ZIP DRIVE
6. Will this be a take home vehicle? Yes No
7. Is this a replacement equipment or vehicle? Yes No
If yes: Asset #: 31983 Yr: 1977 Make: FORD Model: 6640 Meter: 9693

8. What type of equipment or vehicle are you requesting?

Select all appropriate boxes:

<input type="checkbox"/> Sedan	<input type="checkbox"/> Pickup truck	<input type="checkbox"/> 1/4 Ton	<input type="checkbox"/> Van	<input type="checkbox"/> Excavator	<input type="checkbox"/> Gasoline
<input type="checkbox"/> Station Wagon	<input type="checkbox"/> Regular Cab	<input type="checkbox"/> 1/2 Ton	<input type="checkbox"/> Cargo	<input type="checkbox"/> 17 Passenger	<input checked="" type="checkbox"/> Diesel
<input type="checkbox"/> Sport Util Veh	<input type="checkbox"/> Extended Cab	<input type="checkbox"/> 3/4 Ton	<input type="checkbox"/> Sliding Door	<input type="checkbox"/> 12 Passenger	<input type="checkbox"/> 4 Cylinder
<input type="checkbox"/> Mid-Size	<input type="checkbox"/> Crew Cab	<input type="checkbox"/> 1 Ton	<input type="checkbox"/> Swing Door	<input type="checkbox"/> 15 Passenger	<input type="checkbox"/> 6 Cylinder
<input type="checkbox"/> Full-Size	<input type="checkbox"/> Cab & Chassis	<input type="checkbox"/> Class 6	<input type="checkbox"/> Utility Body ^A	<input checked="" type="checkbox"/> Tractor/Mower	<input type="checkbox"/> 8 Cylinder
<input type="checkbox"/> 2 Door	<input type="checkbox"/> 2 Wheel Drive	<input type="checkbox"/> Class 7	<input type="checkbox"/> Flat Bed ^A	<input type="checkbox"/> Dual RW	<input type="checkbox"/> 10 Cylinder
<input type="checkbox"/> 4 Door	<input checked="" type="checkbox"/> 4 Wheel Drive ^B	<input type="checkbox"/> Class 8	<input type="checkbox"/> Dump Truck ^A	<input checked="" type="checkbox"/> Single RW	<input type="checkbox"/> Other

Additional description for vehicles or equipment: 15110 TRACTOR WITH CAB & 21" MACHETE MOWER SAME AS # 49498. 21' BOOM WITH MACHETE HEAD, JOYSTICK CONTROLLED

^B Please provide detailed justification on separate sheet.

****NOTE**** *If you need any additional equipment added to this order, please list all the different items. We will order everything we can as one package. This will minimize the turn around time when the new equipment comes in.*

9. What, if any, special options or accessories are required? Please check all appropriate options below and list any additional options on the lines below: i.e. lift gates, 50' telescopic boom, emergency lighting package, light bar, 60" hydraulic rotary mower, etc. Please attach brochures if applicable:

All County vehicles are ordered with the following standard options: Air Conditioning, AM/FM Radio, Automatic Transmission, Rear Anti-Lock Brakes.

****See Next Page for the options****

<i>For Fleet Use Only.</i>			
Replacement Points: Maintenance-	<u>10.0</u>	Meter-	<u>3.2</u>
		Age-	<u>3.3</u>
		Total	<u>15.0</u>
Initials	<u>JS 12/2/05</u>	Fleet Spec #	<u>04-091</u>

LEE COUNTY GOVERNMENT, DIVISION OF FLEET MANAGEMENT
EQUIPMENT AND VEHICLE REQUEST FORM
(PLEASE PRINT OR TYPE)

Vehicles - Cars & Light Trucks:

- | | | | |
|---|--|---|--|
| <input type="checkbox"/> Cassette | <input type="checkbox"/> Plastic Bed-Liner | <input type="checkbox"/> Arrow Board ^A | <input type="checkbox"/> Strobe Light ^A |
| <input type="checkbox"/> CD Player | <input type="checkbox"/> Spray in bed liner | <input type="checkbox"/> Power Win/Locks | <input type="checkbox"/> 4-Corner Strobes |
| <input type="checkbox"/> Tires - All Terrain | <input type="checkbox"/> Long Bed | <input type="checkbox"/> Floor - Carpet | <input type="checkbox"/> Seats - Cloth |
| <input type="checkbox"/> Tow Package | <input type="checkbox"/> Short Bed | <input type="checkbox"/> Floor - Rubber | <input type="checkbox"/> Seats - Vinyl |
| <input type="checkbox"/> Trailer Hitch Receiver | <input type="checkbox"/> Cruise Control | <input type="checkbox"/> Tool boxes ^A | <input type="checkbox"/> Tinted Windows |
| <input type="checkbox"/> Limited Slip | <input type="checkbox"/> Tilt Steering Wheel | <input type="checkbox"/> Lockable Tailgate | <input type="checkbox"/> Camper Top ^A |
| <input type="checkbox"/> Back Up Alarm | <input type="checkbox"/> Cone Holder | <input type="checkbox"/> Security Alarm | <input type="checkbox"/> Auxiliary 12-Volt Plug ^A |
| <input type="checkbox"/> Work Lights | <input type="checkbox"/> Pipe Racks ^A | <input type="checkbox"/> Water Cooler Holder | <input type="checkbox"/> Steps ^A |
| <input type="checkbox"/> Mounted Winch ^A | <input type="checkbox"/> Bulk Fuel Tank W/Pump (Diesel or Unleaded) ^A | | |
| <input type="checkbox"/> Other. Please list: _____ | | | |

Farm Tractor:

- | | | | |
|--|---|---|---|
| <input type="checkbox"/> Three spool Hyd Valve | <input checked="" type="checkbox"/> Mounted Tool Box ^A | <input checked="" type="checkbox"/> Mounted Strobe Light ^A | <input checked="" type="checkbox"/> Tinted Windows |
| <input type="checkbox"/> Front Weights | <input type="checkbox"/> Rear Weights | <input checked="" type="checkbox"/> Flashing Work Lights | <input checked="" type="checkbox"/> Water Cooler Holder |
| <input checked="" type="checkbox"/> Auxiliary 12-volt Plug ^A | <input checked="" type="checkbox"/> 4-Corner Strobe Lights | <input type="checkbox"/> Cassette Radio | <input checked="" type="checkbox"/> AM/FM Radio |
| <input type="checkbox"/> AM/FM/CD Radio | | | |
| <input checked="" type="checkbox"/> Other. Please list: <u>Tires - All Terrain (4 wheel drive)</u> | | | |

Trucks:

- | | | | |
|--|---|--|---|
| <input type="checkbox"/> Mounted Tool Box | <input type="checkbox"/> Mounted Strobe Light | <input type="checkbox"/> Tinted Windows | <input type="checkbox"/> Work Lights |
| <input type="checkbox"/> 4-Corner Strobe Lights | <input type="checkbox"/> Water Cooler Holder | <input type="checkbox"/> Fenders Over Rear Tires | <input type="checkbox"/> Flashing Work Lights |
| <input type="checkbox"/> Hyd Wet Line System | <input type="checkbox"/> AM/FM Radio | <input type="checkbox"/> Cassette Radio | <input type="checkbox"/> AM/FM/CD Radio |
| <input type="checkbox"/> Air Horns ^A | <input type="checkbox"/> Back Up Alarm | <input type="checkbox"/> Auxiliary 12-Volt Plug ^A | |
| <input type="checkbox"/> Other. Please list: _____ | | | |

10. What will be the primary use of the new equipment or vehicle? MOWING COUNTY ROW, TRIMMING BACK BUSHES & LIMBS UNREACHABLE WITH A TOW BEHIND MOVING DECK

^A Specify Dimensions, Makes, Models, or Locations TS 110 WITH CAB / in Condition

**LEE COUNTY GOVERNMENT, DIVISION OF FLEET MANAGEMENT
EQUIPMENT AND VEHICLE REQUEST FORM**
(PLEASE PRINT OR TYPE)

11. Funding source:

Vehicle Replacement Fund

Capital, Please Specify Account String PC 5410117500.506430 JMB

Other, Please Specify Account String _____

If needed, please provide additional account strings: _____

12. We are authorizing a purchase not to exceed: \$ 87,800.00

Betty L. Farnell Sr.
REQUESTED BY

10/23/03
DATE

John Chaves
SUPERVISOR

11/20/03
DATE

JH

Option 1: **QUOTES AND REQUISITION.** This option authorizes Fleet Management to obtain quotes and authorizes Fleet Management to issue a requisition using the account string(s) provided above.

Option 2: **VEHICLE REPLACEMENT FUND PURCHASES.** This option authorizes Fleet Management to obtain quotes and authorizes Fleet Management to purchase the equipment or vehicle using motor pool funds (formerly known as surcharge funds).

[Signature]
DEPARTMENT DIRECTOR

12/10/03
DATE

[Signature]
COUNTY MANAGER / DESIGNEE

12/10/03
DATE

SUBMIT THIS COMPLETED FORM TO FLEET MANAGEMENT

[Signature]
FLEET ACQ. SPECIALIST

4/10/04
DATE

[Signature]
FLEET MANAGER

4/15/04
DATE

<i>For Fleet Use Only:</i>		
<i>Price verification against State Contract and Sheriff's Contract.</i>		
Vendors Price \$ _____	State Contract \$ <u>79550.04</u>	Sheriff's Contract \$ <u>N/A</u>

**LEE COUNTY GOVERNMENT, DIVISION OF FLEET MANAGEMENT
EQUIPMENT AND VEHICLE REQUEST FORM**
(PLEASE PRINT OR TYPE)

1. Department/Division: (name) DOT/Operations
 (division) 54235 TOP NROW

2. Requested By: (print) BRUCE STARK Phone #: 694-3334

3. Driver/Operator of this new piece of equipment: Dave Acuff

4. Days and hours this piece of equipment will be used: M-Th 7-5:30

5. Location the equipment will be parked: Varies

6. Will this be a take-home vehicle? Yes No

7. Is this a replacement equipment or vehicle? Yes No

If yes: Asset #: 3M51 Yr: 98 Make: Ford Model: TS110 (slipstreamer) Meter: 3858

8. What type of equipment or vehicles are you requesting?

Select all appropriate boxes:

- | | | | | | |
|---|---|----------------------------------|--|--|--|
| <input type="checkbox"/> Sedan | <input type="checkbox"/> Pickup truck | <input type="checkbox"/> 1/4 Ton | <input type="checkbox"/> Van | <input type="checkbox"/> Excavator | <input type="checkbox"/> Gasoline |
| <input type="checkbox"/> Station Wagon | <input type="checkbox"/> Regular Cab | <input type="checkbox"/> 3/4 Ton | <input type="checkbox"/> Cargo | <input type="checkbox"/> 7 Passenger | <input checked="" type="checkbox"/> Diesel |
| <input type="checkbox"/> Sport Util Veh | <input type="checkbox"/> Extended Cab | <input type="checkbox"/> 3/4 Ton | <input type="checkbox"/> Sliding Door | <input type="checkbox"/> 12 Passenger | <input type="checkbox"/> 4 Cylinder |
| <input type="checkbox"/> Mid-Size | <input type="checkbox"/> Crew Cab | <input type="checkbox"/> 1 Ton | <input type="checkbox"/> Swing Door | <input type="checkbox"/> 15 Passenger | <input type="checkbox"/> 6 Cylinder |
| <input type="checkbox"/> Full-Size | <input type="checkbox"/> Cab & Chassis | <input type="checkbox"/> Class 6 | <input type="checkbox"/> Utility Body ^A | <input checked="" type="checkbox"/> Tractor/Mower ^A | <input type="checkbox"/> 8 Cylinder |
| <input type="checkbox"/> 2 Door | <input type="checkbox"/> 2 Wheel Drive | <input type="checkbox"/> Class 7 | <input type="checkbox"/> Flat Bed ^A | <input type="checkbox"/> Dual RW | <input type="checkbox"/> 10 Cylinder |
| <input type="checkbox"/> 4 Door | <input type="checkbox"/> 4 Wheel Drive ^B | <input type="checkbox"/> Class 8 | <input type="checkbox"/> Dump Truck ^A | <input checked="" type="checkbox"/> Single RW | <input type="checkbox"/> Other |

Additional description for vehicles or equipment: TS110 Tractor with cab & 21' machete mower same as 45556, 4 wheel drive

^APlease provide detailed justification on separate sheet.

****NOTE**** If you need any additional equipment added to this order, please list all the different items. We will order everything we can as one package. This will minimize the turn around time when the new equipment comes in.

9. What, if any, special options or accessories are required? Please check all appropriate options below and list any additional options on the lines below: i.e. lift gates, 50' telescopic boom, emergency lighting package, light bar, 60" hydraulic rotary mower, etc. Please attach brochures if applicable.

All County vehicles are ordered with the following standard options: Air Conditioning, AM/FM Radio, Automatic Transmission, Rear Anti-Lock Brakes.

****See Next Page for the options****

For Fleet Use Only.			
Replacement Points: Maintenance-	<u>10.0</u>	Meter-	<u>2.6</u>
		Age-	<u>3.6</u>
		Total-	<u>15.0</u>
Initials	<u>KS 12/12/03</u>	Fleet Spec #	<u>04-092</u>

25

LEE COUNTY GOVERNMENT, DIVISION OF FLEET MANAGEMENT
EQUIPMENT AND VEHICLE REQUEST FORM
 (PLEASE PRINT OR TYPE)

Vehicles - Cars & Light Trucks:

- | | | | |
|---|--|---|--|
| <input type="checkbox"/> Cassette | <input type="checkbox"/> Plastic Bed-Liner | <input type="checkbox"/> Arrow Board ^A | <input type="checkbox"/> Strobe Light ^A |
| <input type="checkbox"/> CD Player | <input type="checkbox"/> Spray in bed liner | <input type="checkbox"/> Power Win/Locks | <input type="checkbox"/> 4-Corner Strobes |
| <input type="checkbox"/> Tires - All Terrain | <input type="checkbox"/> Long Bed | <input type="checkbox"/> Floor - Carpet | <input type="checkbox"/> Seats - Cloth |
| <input type="checkbox"/> Tow Package | <input type="checkbox"/> Short Bed | <input type="checkbox"/> Floor - Rubber | <input type="checkbox"/> Seats - Vinyl |
| <input type="checkbox"/> Trailer Hitch Receiver | <input type="checkbox"/> Cruise Control | <input type="checkbox"/> Tool boxes ^A | <input type="checkbox"/> Tinted Windows |
| <input type="checkbox"/> Limited Slip | <input type="checkbox"/> Tilt Steering Wheel | <input type="checkbox"/> Lockable Tailgate | <input type="checkbox"/> Camper Top ^A |
| <input type="checkbox"/> Back Up Alarm | <input type="checkbox"/> Cone Holder | <input type="checkbox"/> Security Alarm | <input type="checkbox"/> Auxiliary 12-Volt Plug ^A |
| <input type="checkbox"/> Work Lights | <input type="checkbox"/> Pipe Racks ^A | <input type="checkbox"/> Water Cooler Holder | <input type="checkbox"/> Steps ^A |
| <input type="checkbox"/> Mounted Winch ^A | <input type="checkbox"/> Bulk Fuel Tank W/Pump (Diesel or Unleaded) ^A | | |
| <input type="checkbox"/> Other. Please list: | | | |

Farm Tractors:

- | | | | |
|---|---|---|---|
| <input type="checkbox"/> Three spool Hyd Valve | <input checked="" type="checkbox"/> Mounted Tool Box ^A | <input checked="" type="checkbox"/> Mounted Strobe Light ^A | <input checked="" type="checkbox"/> Tinted Windows |
| <input checked="" type="checkbox"/> Front Weights | <input type="checkbox"/> Rear Weights | <input checked="" type="checkbox"/> Flashing Work Lights | <input checked="" type="checkbox"/> Water Cooler Holder |
| <input type="checkbox"/> Auxiliary 12-volt Plug ^A | <input checked="" type="checkbox"/> 4-Corner Strobe Lights | <input type="checkbox"/> Cassette Radio | <input checked="" type="checkbox"/> AM/FM Radio |
| <input type="checkbox"/> AM/FM/CD Radio | | | |
| <input type="checkbox"/> Other. Please list: <u>4 wheel drive</u> | | | |

Trucks:

- | | | | |
|---|---|--|--|
| <input type="checkbox"/> Mounted Tool Box | <input type="checkbox"/> Mounted Strobe Light | <input type="checkbox"/> Tinted Windows | <input type="checkbox"/> Work Lights |
| <input type="checkbox"/> 4-Corner Strobe Lights | <input type="checkbox"/> Water Cooler Holder | <input type="checkbox"/> Fenders Over Rear Tires | <input type="checkbox"/> Instang Work Lights |
| <input type="checkbox"/> Hyd Wet Line System | <input type="checkbox"/> AM/FM Radio | <input type="checkbox"/> Cassette Radio | <input type="checkbox"/> AM/FM/CD Radio |
| <input type="checkbox"/> Air Horns ^A | <input type="checkbox"/> Back Up Alarm | <input type="checkbox"/> Auxiliary 12-Volt Plug ^A | |
| <input type="checkbox"/> Other. Please list: | | | |

10. What will be the primary use of the new equipment or vehicle? Mowing the County R.O.W. brush & limbs and areas not accessible to tow behind decks

^A Specify Dimensions, Makes, Models, or Locations TS 110 w/cab & 21' machete mower, joystick controlled

**LEE COUNTY GOVERNMENT, DIVISION OF FLEET MANAGEMENT
EQUIPMENT AND VEHICLE REQUEST FORM**
(PLEASE PRINT OR TYPE)

11. Funding source:

Vehicle Replacement Fund

Capital, Please Specify Account String PC 54101175 00. 506430 AMB

Other, Please Specify Account String _____

If needed, please provide additional account strings: _____

12. We are authorizing a purchase not to exceed: \$ 37,800

Bobby L. Faulstich 10/23/03
REQUESTED BY DATE

D. V. Chesser 11-20-2003
SUPERVISOR DATE

RH

Option 1: QUOTES AND REQUISITION. This option authorizes Fleet Management to obtain quotes and authorizes Fleet Management to issue a requisition using the account string(s) provided above.

Option 2: VEHICLE REPLACEMENT FUND PURCHASES. This option authorizes Fleet Management to obtain quotes and authorizes Fleet Management to purchase the equipment or vehicle using motor pool funds (formerly known as surcharge funds).

[Signature] 12/10/03
DEPARTMENT DIRECTOR DATE

[Signature] 12-10-03
COUNTY MANAGER / DESIGNEE DATE

SUBMIT THIS COMPLETED FORM TO FLEET MANAGEMENT

[Signature] 1/10/04
FLEET ACQ. SPECIALIST DATE

[Signature] 1/15/04
FLEET MANAGER DATE

For Fleet Use Only.

Price verification against State Contract and Sheriff's Contract.

Vendors Price \$ _____ State Contract \$ 29556.04 Sheriff's Contract \$ N/A

LEE COUNTY GOVERNMENT, DIVISION OF FLEET MANAGEMENT
EQUIPMENT AND VEHICLE REQUEST FORM
 (PLEASE PRINT OR TYPE)

1. Department/Division: (name) DOT OPERATIONS

(division) 5425 TOP Canal

2. Requested By: (print) SEM KESSE Phone #: 674-3334

3. Driver/Operator of this new piece of equipment: JOE FRANTZ

4. Days and hours this piece of equipment will be used: RF 7:00A-9:30P

5. Location the equipment will be parked: 5560 ZIP CR

6. Will this be a take home vehicle? Yes No

7. Is this a replacement equipment or vehicle? Yes No

If yes: Asset #: 31950 Yr: 98 Make: Ford Model: TX-100 Meter: 4041

8. What type of equipment or vehicle are you requesting?

Select all appropriate boxes:

- | | | | | | |
|---|--|----------------------------------|--|--|--|
| <input type="checkbox"/> Sedan | <input type="checkbox"/> Pickup truck | <input type="checkbox"/> 1/4 Ton | <input type="checkbox"/> Van | <input type="checkbox"/> Excavator | <input type="checkbox"/> Gasoline |
| <input type="checkbox"/> Station Wagon | <input type="checkbox"/> Regular Cab | <input type="checkbox"/> 3/4 Ton | <input type="checkbox"/> Cargo | <input type="checkbox"/> 7 Passenger | <input checked="" type="checkbox"/> Diesel |
| <input type="checkbox"/> Sport Util Veh | <input type="checkbox"/> Extended Cab | <input type="checkbox"/> 1/2 Ton | <input type="checkbox"/> Sliding Door | <input type="checkbox"/> 12 Passenger | <input type="checkbox"/> 4 Cylinder |
| <input type="checkbox"/> Mid-Size | <input type="checkbox"/> Crew Cab | <input type="checkbox"/> 1 Ton | <input type="checkbox"/> Swing Door | <input type="checkbox"/> 15 Passenger | <input type="checkbox"/> 6 Cylinder |
| <input type="checkbox"/> Full-Size | <input type="checkbox"/> Cab & Chassis | <input type="checkbox"/> Class 6 | <input type="checkbox"/> Utility Body ^A | <input checked="" type="checkbox"/> Tractor/Blower | <input type="checkbox"/> 8 Cylinder |
| <input type="checkbox"/> 2 Door | <input type="checkbox"/> 2 Wheel Drive | <input type="checkbox"/> Class 7 | <input type="checkbox"/> Flat Bed ^A | <input type="checkbox"/> Dual RW | <input type="checkbox"/> 10 Cylinder |
| <input type="checkbox"/> 4 Door | <input checked="" type="checkbox"/> 4 Wheel Drive ^A | <input type="checkbox"/> Class 8 | <input type="checkbox"/> Dump Truck ^A | <input type="checkbox"/> Single RW | <input type="checkbox"/> Other |

Additional description for vehicles or equipment: TX 100 TRACTOR WITH 540 " 21" PNEUMATIC TIRES
(SAF AT 4844)

21" BOOM WITH MACHETTE HEAD, JOYSTICK CONTROLS - SEE ATTACHED DRAW

^APlease provide detailed justification on separate sheet.

****NOTE**** If you need any additional equipment added to this order, please list all the different items. We will order everything we can as one package. This will minimize the turn around time when the new equipment comes in.

9. What, if any, special options or accessories are required? Please check all appropriate options below and list any additional options on the lines below: i.e. lift gates, 50' telescick boom, emergency lighting package, light-bar, 60" hydraulic rotary mower, etc. Please attach brochures if applicable:

All County vehicles are ordered with the following standard options: Air Conditioning, AM/FM Radio, Automatic Transmission, Rear Anti-Lock Brakes.

****See Next Page for the options****

For Fleet Use Only.			
Replacement Points: Maintenance	<u>10.0</u>	Meter	<u>4.0</u>
		App	<u>2.5</u>
		Total	<u>15.0</u>
Requested by: <u>KS 12/2/03</u>		Fleet Order #: <u>04-096</u>	

Tractors, Mowers, & Cutters

765-900-04-1

Effective: 3/25/2004 through 2/28/2006



Rate this contract

Certification
Contract Administrator
Price Sheet
Ordering Instructions
Contract Documents

765-650-130 20 FOOT BOOM MOWER AND TRACTOR COMBINATION

NOTE: This detailed specification is not complete unless it is used in conjunction with all conditions of the Technical Specifications.

INTENDED USE

USED FOR CUTTING GRASS AND BRUSH ON ROADSIDES, AND OTHER AREAS THAT IS NOT ACCESSIBLE WITH CONVENTIONAL MOWING EQUIPMENT.

TRACTOR

ENGINE: Diesel engine, liquid or air-cooled. Dry type air cleaner, cold start aid, 12-volt electrical system, and standard exhaust system.

PERFORMANCE: PTO HP shall be at exactly 540 RPM for the Equipment bid. Submit latest Nebraska Test reports with Bid, if available. If Nebraska Test reports have not yet been published or if the Equipment bid has not been Nebraska Tested, enclose with Bid the Manufacturer's test data certifying compliance. Where necessary, use 1000 RPM data instead of 540 RPM data.

FAILURE TO SUBMIT THIS DATA MAY RESULT IN THE BID BEING DISQUALIFIED

DRIVETRAIN: Rear wheel drive. Manufacturer's standard transmission. Differential lock and steering brakes.

REAR POWER TAKE-OFF: 540 RPM, independent rear PTO. Output shaft shall be covered with a safety shield.

AXLES: Manufacturer's standard front steering axle and rear axle.

ROPS: The unit shall be equipped with a roll over protection structure meeting the latest issues of either OSHA Standards or SAE Standards.

ACCESSORIES: Standard instrumentation and lighting system. Electric backup alarm, electric horn, seat belt and SMV (slow moving vehicle) emblem. Hydraulic controlled three-point hitch with linkage stabilizers. Standard drawbar. Expanded metal safety screen shall be provided on the right side of the operator's compartment to protect against flying objects. Screen assembly shall consist of an adequately designed steel frame and 1 1/2 inches, #9, expanded metal.

TIRES: F2 tread front tires and R1 tread rear tires, adequately sized for the unit bid.

PAINT: Manufacturer's standard paint and color.

BOOM MOWER

PERFORMANCE: Minimum horizontal reach of 20 feet from the centerline of the tractor to the tip of the extreme cutting blade. Minimum vertical reach of 17 feet from ground level to the tip of the extreme cutting blade. Cutting width 50 inches, minimum. Mower must be designed to continuously cut grass and light brush up to 2 inches in diameter without distress.

HYDRAULIC SYSTEM: Single or two-stage hydraulic pump mounted on the front of the tractor. Boom functions may be powered by the tractor hydraulic system. PTO self contained hydraulic systems are not acceptable. Full flow hydraulic oil filter, adequately sized. Control valve(s) located within easy reach of the operator. Pressure relief valve(s) to protect hydraulic components from overloads.

FRAME: Steel frame attached to the tractor approximately midway between the front and rear wheels. Frame must be designed to evenly distribute the weight and forces produced by the mower to the mounting points on the tractor. Hydraulic reservoir and any counterweight (wheel weights are also acceptable) must be mounted on the left side of the tractor to offset the overturning movements produced by the operation of the mower.

BOOM & KINGPOST: Boom shall articulate hydraulically to provide a wide range of motion and positioning of the cutter head. Boom and kingpost designed for heavy-duty service. Boom rest, if available, to cradle the boom when placed in the transport position.

CUTTING HEAD: Steel mower deck fabricated for heavy-duty service. Hydraulic motor connected to main drive shaft of the cutter. Minimum two, free swinging, heat treated, cutting blades. Full length replaceable skid shoes. Discharge area must be shielded to protect against thrown debris.

PAINT: Manufacturer's standard paint and color.

CONDITIONS: Equipment offered must be completely assembled, including options/accessories and shall have been thoroughly tested and ready for operation. Equipment must be equipped with all Manufacturers' standard components and accessories. At a minimum the Manufacturer shall provide a one (1) year warranty. Warranty shall cover materials, workmanship and 100% of the cost for parts and labor. A copy of the warranty shall be provided with the bid. Manufacturer shall have a minimum of 25 units in operation within the past 2 years for this type of mower. The services of a factory trained technician shall be provided, at the delivery location, for a period of not less than one (1) day and up to two (2) days if requested by the purchaser, to instruct personnel on the use, operation and maintenance of the unit.

765-650-130

PRICE SHEET

CONTRACTOR COBB'S TRIANGLE TRACTOR

MAKE

MOTRIM/NEW HOLLAND

List all specified Equipment that can be offered for the same percentage discount bid.

SPECIFIED EQUIPMENT: LMT-20A-5R BOOM MOWER, TS115 TRACTOR

*DISCOUNT F.O.B. CONTRACTOR	PERCENTAGE DISCOUNT FOR EQUIPMENT OFFERED
\$0.00	28% (30)

** Date of Manufacturer's current published retail price list:
12/01/03 (MOWER), 05/01/03 (TRACTOR)

Approximate delivery time required after receipt of Purchase Order: 180 DAYS

Percentage discount off the Manufacturer's current published retail price list for options/accessories for the Equipment offered.

20% Discount ** Date of Manufacturer's current published retail price list:
12/01/03 (MOWER), 05/01/03 (TRACTOR)

*Discount for pickup by the ordering agency at Contractor's place of business.

****ALL DATES MUST BE FOR THE CURRENT PUBLISHED RETAIL PRICE LIST**

THIS IS A MULTIPLE AWARD CONTRACT. THE GREATEST PERCENTAGE DISCOUNT MAY NOT PROVIDE THE LOWEST PRICE FOR THE EQUIPMENT OFFERED. IT IS STRONGLY RECOMMENDED THAT THE PURCHASER OBTAIN CURRENT RETAIL PRICE SHEETS AND QUOTES FROM THE CONTRACTOR(S) TO DETERMINE THE LOWEST PRICE FOR DESIRED EQUIPMENT.

OPTION CODING: 765-650-131 – Option #####

NOTE: The options below apply to the Equipment offered.

0005 Warning light, strobe (may be provided and installed by the dealer if not available from the Manufacturer). Four way flashing lights are not acceptable.

PRICE: 150.00

0010 Special state color, DOT Yellow (DuPont # L9069A) (may be dealer painted if factory painting is not available). NOTE: the entire unit, including options/accessories, shall be painted the same color.

PRICE: 650.00

765-650-130

PRICE SHEET

CONTRACTOR RING POWER EQUIPMENT CO

MAKE

LITTLE & CO/CHALLENGER

List all specified Equipment that can be offered for the same percentage discount bid.

SPECIFIED EQUIPMENT: 20 FOOT BOOM MOWER, MT525B TRACTOR

*DISCOUNT F.O.B. CONTRACTOR	PERCENTAGE DISCOUNT FOR EQUIPMENT OFFERED
<u>\$0.00</u>	<u>26% (30)</u>

** Date of Manufacturer's current published retail price list:
01/02/04 (BOOM MOWER), 10/01/03 (TRACTOR)

Approximate delivery time required after receipt of Purchase Order: 90 DAYS

Percentage discount off the Manufacturer's current published retail price list for options/accessories for the Equipment offered.

15% Discount ** Date of Manufacturer's current published retail price list:
01/02/04 (BOOM MOWER), 10/01/03 (MT500 TRACTOR)

*Discount for pickup by the ordering agency at Contractor's place of business.

****ALL DATES MUST BE FOR THE CURRENT PUBLISHED RETAIL PRICE LIST**

THIS IS A MULTIPLE AWARD CONTRACT. THE GREATEST PERCENTAGE DISCOUNT MAY NOT PROVIDE THE LOWEST PRICE FOR THE EQUIPMENT OFFERED. IT IS STRONGLY RECOMMENDED THAT THE PURCHASER OBTAIN CURRENT RETAIL PRICE SHEETS AND QUOTES FROM THE CONTRACTOR(S) TO DETERMINE THE LOWEST PRICE FOR DESIRED EQUIPMENT.

OPTION CODING: 765-650-131 – Option #####

NOTE: The options below apply to the Equipment offered.

0005 Warning light, strobe (may be provided and installed by the dealer if not available from the Manufacturer). Four way flashing lights are not acceptable.

PRICE: 200.00

0010 Special state color, DOT Yellow (DuPont # L9069A) (may be dealer painted if factory painting is not available). NOTE: the entire unit, including options/accessories, shall be painted the same color.

PRICE: 2,200.00*

***SEE MANUFACTURER'S STANDARD YELLOW BEFORE REQUESTING THIS OPTION**

765-650-130

PRICE SHEET

CONTRACTOR NORTRAX, INC.

MAKE TIGER/JOHN DEERE

List all specified Equipment that can be offered for the same percentage discount bid.

SPECIFIED EQUIPMENT: TRB-50C BOOM MOWER, 6415, 6320 OR 6420 TRACTOR

*DISCOUNT F.O.B. CONTRACTOR	PERCENTAGE DISCOUNT FOR EQUIPMENT OFFERED
<u>\$200.00</u>	<u>23.2%</u> (30)

** Date of Manufacturer's current published retail price list: 12/08/03

Approximate delivery time required after receipt of Purchase Order: 180 DAYS

Percentage discount off the Manufacturer's current published retail price list for options/accessories for the Equipment offered.

18% Discount ** Date of Manufacturer's current published retail price list: 12/08/03

*Discount for pickup by the ordering agency at Contractor's place of business.

**ALL DATES MUST BE FOR THE CURRENT PUBLISHED RETAIL PRICE LIST

THIS IS A MULTIPLE AWARD CONTRACT. THE GREATEST PERCENTAGE DISCOUNT MAY NOT PROVIDE THE LOWEST PRICE FOR THE EQUIPMENT OFFERED. IT IS STRONGLY RECOMMENDED THAT THE PURCHASER OBTAIN CURRENT RETAIL PRICE SHEETS AND QUOTES FROM THE CONTRACTOR(S) TO DETERMINE THE LOWEST PRICE FOR DESIRED EQUIPMENT.

OPTION CODING: 765-650-131 – Option #####

NOTE: The options below apply to the Equipment offered.

0005 Warning light, strobe (may be provided and installed by the dealer if not available from the Manufacturer). Four way flashing lights are not acceptable.

PRICE: 430.00

0010 Special state color, DOT Yellow (DuPont # L9069A) (may be dealer painted if factory painting is not available). NOTE: the entire unit, including options/accessories, shall be painted the same color.

PRICE: 2,800.00

765-650-130

PRICE SHEET

CONTRACTOR ALAMO SALES CORP

MAKE

ALAMO/NEW HOLLAND

List all specified Equipment that can be offered for the same percentage discount bid.

SPECIFIED EQUIPMENT: 20 FOOT A-BOOM MOWER, TS100A TRACTOR

*DISCOUNT F.O.B. CONTRACTOR	PERCENTAGE DISCOUNT FOR EQUIPMENT OFFERED
<u>\$0.00</u>	<u>28% (30)</u>

** Date of Manufacturer's current published retail price list: 11/01/03

Approximate delivery time required after receipt of Purchase Order: 120 DAYS

Percentage discount off the Manufacturer's current published retail price list for options/accessories for the Equipment offered.

28% Discount ** Date of Manufacturer's current published retail price list: 11/01/03

*Discount for pickup by the ordering agency at Contractor's place of business.

**ALL DATES MUST BE FOR THE CURRENT PUBLISHED RETAIL PRICE LIST

THIS IS A MULTIPLE AWARD CONTRACT. THE GREATEST PERCENTAGE DISCOUNT MAY NOT PROVIDE THE LOWEST PRICE FOR THE EQUIPMENT OFFERED. IT IS STRONGLY RECOMMENDED THAT THE PURCHASER OBTAIN CURRENT RETAIL PRICE SHEETS AND QUOTES FROM THE CONTRACTOR(S) TO DETERMINE THE LOWEST PRICE FOR DESIRED EQUIPMENT.

OPTION CODING: 765-650-131 – Option #####

NOTE: The options below apply to the Equipment offered.

0005 Warning light, strobe (may be provided and installed by the dealer if not available from the Manufacturer). Four way flashing lights are not acceptable.

PRICE: 375.00

0010 Special state color, DOT Yellow (DuPont # L9069A) (may be dealer painted if factory painting is not available). NOTE: the entire unit, including options/accessories, shall be painted the same color.

PRICE: 700.00

Alamo Industrial Inc

Alamo Industrial
522 Fox Chapel Dr.
Lutz, FL 33549

Phone: 615-950-0900
Voice Mail: 1-800-988-2988 x100
FAX: 615-950-0850
email: info@alamo-industrial.com

Facsimile

To: Denny Brashear
CFax: 239-338-5607
From: Michael Pereny
Date: Monday, April 12, 2004 1:46PM
Re: State Contract Quote
Pages: 1, including this

Contract # 7-765-900-P

Commodity Code: 765-850-128
28% Discount off List

- 21F1 Machete Boom, 60" Machete Head
- FLA115A, (95 PTO HP) 4WD, CAB, 1640 Capacity *18K12*
- Laser Window Cover
- 3 Sets of Keys
- 2 Year Warranty on New Holland Tractor
- 1 Year Warranty on Machete Boom

*108778.00
30485.34*

\$217,227	Total List
\$ 31,736.58	28% Contract Discount

\$85,490.42 net cost (Options below net included)

Options

- 1- AM/FM RADIO \$270 net
- 2- STROBE LIGHT W/GUARD \$442 net
- 1- SET OF PARTS/SERVICE MANUALS \$491.89 net

Please call on me if you have any additional questions.
Any possible P.O.'s would be made out to - Alamo Sales Corporation.


Thank you.

A-Boom 23'

Articulated Boom Mower

Power Package

PACKAGE OPTIONS



*Add - Add To Package Base Price

Boom Options	
24' Machete	ADD \$11,469
60" Rotary (Machete)	ADD \$3,260
48" Flat-Axe	ADD \$2,370
Tractor Options	
NH TS100A, CAB, 2WD, 12X12	ADD \$9615
NH TS100A, CAB, 2WD, 16X16 CREEPER	ADD \$14,178
NH TS100A, CAB, 4WD, 12X12	ADD \$18,173
NH TS115A, CAB, 2WD, 12X12	ADD \$14,633
NH TS115A, CAB, 4WD, 12X12	ADD \$23,213 ✓
NH TS115A, CAB, 2WD, 16X16 CREEPER	ADD \$18,155
NH TS115A, CAB, 4WD, 16X16 CREEPER	ADD \$27,762
JD 6415, CAB, 2WD, 12X4	ADD \$12,744
JD 6415, CAB, 2WD, 16X16	ADD \$14,836
JD 6415, CAB, 4WD, 12X4	ADD \$21,864
JD 6415, CAB, 4WD, 16X16	ADD \$23,756
JD 6415, ROPS, 2WD, 12X4	ADD \$6,762
JD 6615, CAB, 2WD, 12X4	ADD \$18,047
JD 6615, CAB, 4WD, 12X4	ADD \$27,494
JD 6615, CAB, 2WD, 16X16	ADD \$21,693
JD 6615, CAB, 4WD, 16X16	ADD \$31,129
JD 6420, CAB, 2WD, 12X4	ADD \$19,389
JD 6420, CAB, 2WD, 16X16 CREEPER	ADD \$25,038
JD 6420, CAB, 4WD, 12X4	ADD \$28,442
JD 6420, CAB, 4WD, 16X16 CREEPER	ADD \$34,091
JD 7220, CAB, 2WD, 16X16 CREEPER	ADD \$32,144
JD 7220, CAB, 4WD, 16X16 CREEPER	ADD \$43,196
MF 6465, CAB, 2WD	ADD \$30,475
MF 6465, CAB, 4WD	ADD \$40,620

ALAMO
INDUSTRIAL
Effective November 1, 2003

DISCOUNT: List Less 23%
COMMODITY CODE: 765-650-130


A-Boom 20'

Articulated Boom Mower

Power Package

\$74,561 ✓

20' A-Boom with
60" Boom-Axe Head
Mounted On New Holland
TS100A tractor with ROPS,
2WD, 8x2 transmission



****Mounting, Lexan Window, Wheel Weight, and Freight Included In Pricing****


Mower Options	
48" Flail Axe Head	ADD \$1,011
7' Timber Cat	ADD \$1,723
BuzzBar Tree Cutter	ADD \$3,812
Joystick Control	ADD \$7,147
Pump Guard	ADD \$402
12 Month Warranty (Mower Only)	ADD \$1,500 NET

A-Boom 20'

Articulated Boom Mower

Power Package

PACKAGE OPTIONS



*Add= Add To Package Base Price

Boom Options	
21" Machete	ADD \$11,104 ✓
60" Rotary (Machete)	ADD \$3,260
48" Flail-Axe	ADD \$2,370
Tractor Options	
NH TS100A, CAB, 2WD, 12X12	ADD \$9,615
NH TS100A, CAB, 2WD, 16X16 CREEPER	ADD \$14,178
NH TS100A, CAB, 4WD, 12X12	ADD \$18,173
JD 6320, CAB, 2WD, 12X4	ADD \$15,480
JD 6320, CAB, 2WD, 16X16 CREEPER	ADD \$21,127
JD 6320, CAB, 4WD, 12X4	ADD \$24,653
JD 6320, CAB, 4WD, 16X16 CREEPER	ADD \$30,302
JD 6415, CAB, 2WD, 12X4	ADD \$12,744
JD 6415, CAB, 2WD, 16X16	ADD \$15,636
JD 6415, CAB, 4WD, 12X4	ADD \$21,364
JD 6415, CAB, 4WD, 16X16	ADD \$23,756
JD 6415, ROPS, 2WD, 12X4	ADD \$6,742
JD 6615, CAB, 2WD, 12X4	ADD \$18,047
JD 6615, CAB, 4WD, 12X4	ADD \$27,484
JD 6615, CAB, 2WD, 16X16	ADD \$21,693
JD 6615, CAB, 4WD, 16X16	ADD \$31,129
JD 6420, CAB, 2WD, 12X4	ADD \$19,389
JD 6420, CAB, 2WD, 16X16 CREEPER	ADD \$25,038
JD 6420, CAB, 4WD, 12X4	ADD \$28,442
JD 6420, CAB, 4WD, 16X16 CREEPER	ADD \$34,091
MF 5455, ROPS, 2WD	ADD \$4,736
MF 5455, CAB, 2WD	ADD \$15,300
MF 5455, CAB, 4WD	ADD \$22,300
MF 6465, CAB, 2WD	ADD \$30,475
MF 6465, CAB, 4WD	ADD \$40,620

EQUIPMENT HISTORY COST & QTY PER METER

Report based on information from 4/1/2000 - 3/31/2004, grouped by Equipment Class, presented in EQUIPMENT TOTALS format.

Earth Tractor, Mower, Slope Diesel

Asset #	Year	Make	Model	Department	Current Odometer	Fuel CPM	Maint & Repair CPM	Accident CPM	Operating CPM	Total CPM
031903	1997	FORD	6640	TOP LEHIGH	5825	0.099	12.680	0.000	\$12.758	\$12.758
031950	1998	FORD	TS-100	TOP CANAL	4180	0.022	12.560	0.000	\$12.572	\$12.572
031951	1998	FORD	TS-100	TOP MOW	4327	0.733	14.597	0.000	\$15.130	\$15.130
045430	2001	NEW HOLLAND	TS-110	TOP S MOW	2740	0.346	7.385	0.000	\$7.731	\$7.731
045499	2002	NEW HOLLAND	TS-110	TOP CANAL	633	0.000	5.856	0.482	\$5.856	\$6.338
045556	2003	NEW HOLLAND	TS-110	TOP MOW	602	1.481	6.463	0.000	\$7.984	\$7.984

As you can see the CPM for these three units during the last four years is very high. Average of 54% increase.

All three of these machines have exceeded the new purchase cost. Combined, Maintenance year to date is \$171,494.73. New cost is \$117,111.00. This is 68% over the new cost.

Down time is also a major factor in replacing these three units. During the past four years, these three machines averaged over 938 hours of down time. The other three machines averaged just over 550 hours of down time. This is a 59% increase.

Lee County Fleet Managements
Replacement Points System

Age	031903	031950	031951	
	3.4	2.7	3.9	Based on 120 months of life.
Maintenanc	10.0	10.0	10.0	Based on 50% of the new cost.
Meter	5.0	4.2	4.3	Based on 5,000 hours.
Total	18.4	16.9	18.2	