

**Lee County Board Of County Commissioners
Agenda Item Summary**

Blue Sheet No. 20051027

7/10/05

1. ACTION REQUESTED/PURPOSE: 1) Approve submission of Lee County's Homeless Continuum of Care Challenge Grant Florida FY 2006 to the State of Florida Office on Homelessness, Tallahassee, 2) Authorize Chairman to sign Cover Letters and Certifications, 3) Adopt minor revision to Lee County Continuum of Care HUD FY 2006.

2. WHAT ACTION ACCOMPLISHES: Allows Lee County to apply for state funding for local homeless projects by the Department of Human Services and local non-profit agencies.

3. MANAGEMENT RECOMMENDATION:

Staff recommends approval.

4. Departmental Category: 05

C5B

5. Meeting Date: 08-02-2005

6. Agenda:
 Consent
 Administrative
 Appeals
 Public
 Walk-On

7. Requirement/Purpose: (specify)
 Statute _____
 Ordinance _____
 Admin. Code _____
 Other _____
 Part VI Chapter 420 Florida Stat

8. Request Initiated:
 Commissioner: *Karen B. Hawes*
 Department: Human Services
 Division: na
 By: **Karen B. Hawes, Dir.**

9. Background: The State Office on Homelessness, Florida Department of Children and Families, has invited competitive application for grant funds for homeless services and housing. The Department of Human Services, Board of County Commissioners, is the designated lead agency in the Lee County catchment area for this application and solicits and submits applications from agencies that provide services to the homeless.

Attachments:

- Cover Letter
- Challenge Grant Consistency Letter
- Challenge Grant Application

10. Review for Scheduling:

Department Director	Purchasing or Contracts	Human Resources	Other	County Attorney	Budget Services			County Manager/P.W. Director
<i>[Signature]</i>	N/A	N/A	N/A	<i>[Signature]</i>	Analyst	Risk	Grants	Mgr.
					7/19		7/19/05	

11. Commission Action:

- Approved
- Deferred
- Denied
- Other

REC'D BY: *[Signature]*
 by CO. ATTY.
 CO. ATTY.
 FORWARDED TO:
[Signature]
 7-18-05

RECEIVED BY
 COUNTY ADMIN
 7-18-05
 2:50
 CO. BY ADMIN
 FORWARDED TO:
 7/21/05
 7:35AM

GRANT APPLICATION DATA FORM

SUBMITTING DEPARTMENT/DIVISION: Department of Human Services

Contact Person: Richard Faris

Telephone #: 533-7930

Were the services of the County's grant development consultant utilized for this application?
(For ex. Full proposal preparation, consultation, research, phone inquiry, etc.) YES NO

If you answered YES, please briefly explain:

NAME OF GRANT: State Office On Homelessness Challenge Grant

GRANTOR AGENCY: State Office On Homelessness. Department of Child

Is this grant a "Pass-Through" of Federal Funds to State?
____ Yes No _____ Unknown

DEADLINE FOR SUBMITTAL: 7/5/2005

GRANT AMOUNT: \$150,000

MATCHING REQUIREMENTS (include how the matching will be met):
none

PURPOSE OF GRANT: Homeless Services

IMPACT STATEMENTS

Please describe the benefit of this grant to the community.
Homeless residents receive housing and services

Please describe the operational impact to Lee County Government.
Human Services contracts sub-recipients

Department Grant Administrator/designee

Department Director

Date 6/27/2005

Date 6/27/2005



BOARD OF COUNTY COMMISSIONERS

Writer's Direct Dial Number: (239) 533-7930

Bob Janes
District One

Douglas R. St. Cerny
District Two

Ray Judah
District Three

Tammy Hall
District Four

John E. Albion
District Five

August 2, 2005

Mr. Tom Pierce
Executive Director
State Office on Homelessness
Department of Children and Families
1317 Winewood Boulevard,
PDHO, Building 3, Room 325
Tallahassee, FL 32399-0700

Donald D. Stilwell
County Manager

David M. Owen
County Attorney

Diana M. Parker
County Hearing Examiner

SUBJECT: CERTIFICATION OF CONSISTENCY
Lee County Homeless Challenge Grant Florida FY 2006 Application

Dear Mr. Pierce:

The Board of County Commissioners of Lee County hereby Certifies that the Lee County Homeless Challenge Grant Florida FY 2006 Application as submitted herewith is consistent with the Lee County Homeless Continuum Of Care Strategic Plan, HUD FY 2005 (2005 CoC) as Amended and attached herewith. The Amendment was publicly noticed and approved on August 2, 2005. Each use proposed is contained within the Strategic Plan as previously submitted or as amended herewith.

The proposed uses include: (1) The Salvation Army program which delivery emergency food and shelter, medical and psychiatric services, homeless, transitional housing, and emergency clothing and furniture for homeless persons (2) Programs of Southwest Florida Addiction Services for homeless services and medications and case management, (3) Activities of the Lee County Department of Human Services "LIFT" program, which facilitates permanent housing for homeless persons.

Please find attached Citations identifying the location of proposed uses within the Strategic Plan. If you have questions, please contact Richard Faris, Senior Planner of the Department of Human Services, at (239) 533-7930, fax (239) 533-7960.

Encl: Citations
Lee County Homeless Continuum of Care HUD FY 2005 as Amended

Sincerely,

Douglas R. St. Cerny, Chairman
Lee County Board of County Commissioners

C: Karen B. Hawes, Director, Department of Human Services

S:\NB\Planning\Homeless\Lead\State Homeless Grants\Florida Homeless Grants\1.FI.GR.Calendar05\1.CHALGR.FL06\CH06.DOC\CoC.insert.Forms\CH06.Consistency.Letter.only.doc



BOARD OF COUNTY COMMISSIONERS

Writer's Direct Dial Number: (239) 533-7930

Bob Janes
District One

August 2, 2005

Douglas R. St. Cerny
District Two

Ray Judah
District Three

Mr. Tom Pierce
Executive Director
Department of Children and Families
Office on Homelessness
1317 Winewood Boulevard
PDHO, Building 3, Room 325
Tallahassee, FL 32399-0700

Tammy Hall
District Four

John E. Abior
District Five

Donald D. Stilwell
County Manager

David M. Owen
County Attorney

SUBJECT: LEE COUNTY CHALLENGE GRANT Florida FY 2006

Diana M. Parker
County Hearing Examiner

Dear Mr. Pierce:

Please find enclosed the Lee County application for the Challenge Grant of the Florida State Office on Homelessness. The maximum funding requested for the coordinated activities is \$150,000 or other amount as determined by the State Office on Homelessness. The Board of County Commissioners of Lee County is proud of its record of supporting services and housing to eliminate homelessness in our county.

Attached you will find the Lee Challenge Grant Application for homeless programs consisting of: two Salvation Army programs which deliver emergency food, clothing, and furniture for homeless persons; two programs of Southwest Florida Addiction Services for homeless medications and services, and one program of the Lee County Department of Human Services "LIFT" program, which facilitates permanent housing for homeless persons.

If you have questions, please utilize our point of contact Richard Faris, Senior Planner, of the Department of Human Services at (239) 533-7930, fax (239) 533-7960

Enclosures: Budget, Certifications, and Amendments

Sincerely,

Douglas R. St. Cerny, Chairman,
Lee County Board of County Commissioners

C: Karen B. Hawes, Director, Department of Human Services

S:\NB\Planning\Homeless\Lead\State Homeless Grants\Florida Homeless Grants\1.FLGR.Calendar05\1.CHALGR.FL06\CH06.DOC\CH06.Cover.only.doc



ORIGINAL

LEE COUNTY

SOUTHWEST FLORIDA

HOMELESS

CHALLENGE GRANT

**Florida State Office on Homelessness
Florida FY 2006 Grant Application**

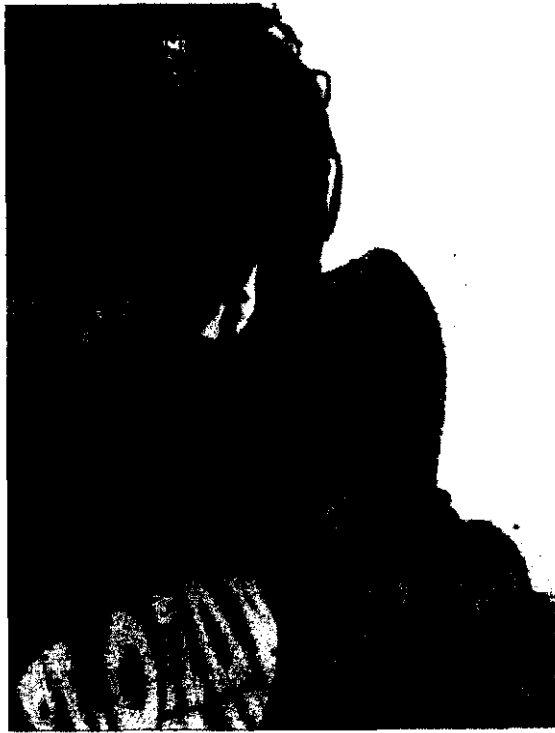
Prepared in Conjunction with:

Lee County Coalition for the Homeless
Southwest Florida Homeless Coalition
State of Florida District 8 Department of Children and Families

Submitted by:

Lee County Board of County Commissioners
Lee County Department of Human Services

Submitted: August 2, 2005



Fort Myers News Press
February 17, 2000
Angel Streeter, reporter
Adam West, photographer

Lee County • Challenge Grant • Florida FY 2006

Table of Contents

1	Board of County Commissioners Cover Letter	Page 1
2	Budget - EXHIBIT F, G	2
3	Certification: Consistency with the Continuum of Care Plan as Amended	5
	Documentation: Consistency	6
4.	Narrative Lee Continuum 2005 Challenge Grant	7
5	Quality of Service Narrative, Lee Continuum	9
5.1	Chronic Homeless Goals	9
5.2	Chronic Homeless Population	9
5.3	Mainstream Benefits	10
5.4	Performance: Employment Income	10
5.5	Performance: Food Stamps	10
5.6	Performance: Permanency of Housing	10
5.7	Performance: Transition to Permanent Housing	10
5.8	HMIS Coverage	11
5.9	Shelter Coverage	12
<i>5.10</i>	<i>Expanded Catchment - NA</i>	
<i>5.11</i>	<i>Unexecuted Grants - NA</i>	
	Certification-Quality of Service - EXHIBIT C	13
	Documentation: Quality of Service	14
6.	Leverage of McKinney Act and Private Funds - EXHIBIT D	24
	Documentation: Leverage	26
7.	Homeless Need – EXHIBIT E	43
	Documentation: Need	45
8.	Performance Measures	50
9.	Ability to Complete Narrative	52

Attachment: Lee County Homeless Continuum of Care as Amended 8.2.2005

SECTION 1 – Cover Letter

(Original attached separately)

(239) 533-7930

August 2, 2005

Mr. Tom Pierce
Executive Director
Department of Children and Families
Office on Homelessness
1317 Winewood Boulevard
PDHO, Building 3, Room 325
Tallahassee, FL 32399-0700

SUBJECT: LEE COUNTY CHALLENGE GRANT Florida FY 2006

Dear Mr. Pierce:

Please find enclosed the Lee County application for the Challenge Grant of the Florida State Office on Homelessness. The maximum funding requested for the coordinated activities is \$150,000 or other amount as determined by the State Office on Homelessness. The Board of County Commissioners of Lee County is proud of its record of supporting services and housing to eliminate homelessness in our county.

Attached you will find the Lee Challenge Grant Application for homeless programs consisting of: two Salvation Army programs which deliver emergency food, clothing, and furniture for homeless persons; two programs of Southwest Florida Addiction Services for homeless medications and services, and one program of the Lee County Department of Human Services "LIFT" program, which facilitates permanent housing for homeless persons.

If you have questions, please utilize our point of contact Richard Faris, Senior Planner, of the Department of Human Services at (239) 533-7930, fax (239) 533-7960

Sincerely,

Douglas R. St. Cerny, Chairman,
Lee County Board of County Commissioners

Encl: Budget, Certifications, and Amendments

C: Karen B. Hawes, Director, Department of Human Service

SECTION 2 - Budget
EXHIBIT F

BUDGET FORM

Budget at \$150,000 Award

No	Grant Activity/Use	\$ Amount Requested	Agency/ Provider Name	Service Location	No.of Homeless Persons to be Served
A1	Emergency Shelter Food/ Soup Kitchen Meals	\$25,000	The Salvation Army	2476 Edison Avenue Fort Myers. FL	1,250 Homeless or potentially homeless persons
B1	Emergency Clothing and Furniture	\$25,000	The Salvation Army	2476 Edison Avenue Fort Myers. FL	250 Homeless or potentially homeless persons.
C1	Homeless medications and services	\$25,000	SWFAS Transitional Living Center (TLC)	2516 Grand Ave. Fort Myers. FL	Serving 15 homeless men, women for medications and 50 for education / treatment (Co-occurring Substance Abuse and Mental Health disabilities)
D1	Homeless Case Management	\$25,000	SWFAS Transitional Living Center (TLC)	2516 Grand Ave. Fort Myers. FL	Serving 50 homeless men, women. (Co-occurring Substance Abuse and Mental Health disabilities)
F1	Services to facilitate homeless housing.	\$50,000	Department of Human Services, Lee County Living Independently for Today (LIFT)	2440 Thompson St. Fort Myers. FL	Emergency rent, utilities, deposits, house wares, furniture, clothing Move-in costs house wares, and furniture for approx. 25 individuals/family members. (Some substance abuse/ Dom. violence disab.).
	TOTAL GRANT	\$150,000			Total Persons to be Served 1,640 (unduplicated, approx: 1325)

Budget at \$100,000 Award

No	Grant Activity/Use	\$ Amount Requested	Agency/ Provider Name	Service Location	No.of Homeless Persons to be Served
A2	Emergency Shelter Food/ Soup Kitchen Meals	\$16,667	The Salvation Army	2476 Edison Avenue Fort Myers. FL	834 Homeless or potentially homeless persons
B2	Emergency Clothing and Furniture	\$16,666	The Salvation Army	2476 Edison Avenue Fort Myers. FL	167 Homeless or potentially homeless persons.
C2	Homeless medications and services	\$16,667	SWFAS Transitional Living Center (TLC)	2516 Grand Ave. Fort Myers. FL	Serving 10 homeless men, women for medications and 33 for education / treatment (Co-occurring Substance Abuse and Mental Health disabilities)
D2	Homeless Case Management	\$16,666	SWFAS Transitional Living Center (TLC)	2516 Grand Ave. Fort Myers. FL	Serving 33 homeless men, women, (Co-occurring Substance Abuse and Mental Health disabilities)
E2	Services to facilitate homeless housing.	\$33,334	Department of Human Services, Lee County Living Independently for Today (LIFT)	2440 Thompson St. Fort Myers. FL	Emergency rent, utilities, deposits, house wares, furniture, clothing Move-in costs house wares, and furniture for approx. 15 individuals/family members. (Some substance abuse/ Dom. violence disab.).
	TOTAL GRANT	\$100,000			Total Persons to be Served 1,082 (unduplicated, approx: 905)

SECTION 2 - Budget

EXHIBIT F

BUDGET FORM (Continued)

Budget at \$60,000 Award

No	Grant Activity/Use	\$ Amount Requested	Agency/ Provider Name	Service Location	Number of Homeless Persons to be Served
A3	Emergency Shelter Food/ Soup Kitchen Meals	\$10,000	The Salvation Army	2476 Edison Avenue Fort Myers. FL	500 Homeless or potentially homeless persons
B3	Emergency Clothing and Furniture	\$10,000	The Salvation Army	2476 Edison Avenue Fort Myers. FL	100 Homeless or potentially homeless persons.
C3	Homeless medications and services	\$10,000	SWFAS Transitional Living Center (TLC)	2516 Grand Ave. Fort Myers. FL	Serving 6 homeless men, women for medications and 20 for education / treatment (Co-occurring Substance Abuse and Mental Health disabilities)
D3	Homeless Case Management	\$10,000	SWFAS Transitional Living Center (TLC)	2516 Grand Ave. Fort Myers. FL	Serving 20 homeless men, women, (Co-occurring Substance Abuse and Mental Health disabilities)
E3	Services to facilitate homeless housing.	\$20,000	Department of Human Services, Lee County Living Independently for Today (LIFT)	2440 Thompson St. Fort Myers. FL	Emergency rent, utilities, deposits, house wares, furniture, clothing Move-in costs house wares, and furniture for approx. 10 individuals/family members. (Some substance abuse/ Dom. violence disab.).
	TOTAL GRANT	\$60,000			Total Persons to be Served 636 (unduplicated, approx: 530)

SECTION 2 - Budget
EXHIBIT G

EXPENDITURE SCHEDULE

Schedule for \$150,000 Award

No.	Grant Activity/Use	\$ Budgeted	Estimate Draw By Quarter Ending		
			12/31/05	3/31/06	6/30/06
A1	Salv. Army Emergency Shelter Food/ Soup Kitchen Meals	\$25,000	\$12,500	\$6,250	\$6,250
B1	Salv. Army Emergency Clothing and Furniture	\$25,000	\$12,500	\$6,250	\$6,250
C1	SWFAS Homeless medications and services	\$25,000	\$12,500	\$6,250	\$6,250
D1	SWFAS Homeless Case Management	\$25,000	\$12,500	\$6,250	\$6,250
E1	LIFT Services to facilitate homeless housing.	\$50,000	\$25,000	\$12,500	\$12,500
TOTAL GRANT		\$150,000	\$75,000	\$37,500	\$37,500

Schedule for \$100,000 Award

No.	Grant Activity/Use	\$ Budgeted	Estimate Draw By Quarter Ending		
			12/31/05	3/31/06	6/30/06
A1	Salv. Army Emergency Shelter Food/ Soup Kitchen Meals	\$16,667	\$8,333	\$4,167	\$4,167
B1	Salv. Army Emergency Clothing and Furniture	\$16,666	\$8,332	\$4,167	\$4,167
C1	SWFAS Homeless medications and services	\$16,667	\$8,333	\$4,167	\$4,167
D1	SWFAS Homeless Case Management	\$16,666	\$8,332	\$4,167	\$4,167
E1	LIFT Services to facilitate homeless housing.	\$33,334	\$16,668	\$8,333	\$8,333
TOTAL GRANT		\$100,000	\$49,998	\$25,001	\$25,001

Schedule for \$60,000 Award

No.	Grant Activity/Use	\$ Budgeted	Estimate Draw By Quarter Ending		
			12/31/05	3/31/06	6/30/06
A1	Salv. Army Emergency Shelter Food/ Soup Kitchen Meals	\$10,000	\$5,000	\$2,500	\$2,500
B1	Salv. Army Emergency Clothing and Furniture	\$10,000	\$5,000	\$2,500	\$2,500
C1	SWFAS Homeless medications and services	\$10,000	\$5,000	\$2,500	\$2,500
D1	SWFAS Homeless Case Management	\$10,000	\$5,000	\$2,500	\$2,500
E1	LIFT Services to facilitate homeless housing.	\$20,000	\$10,000	\$5,000	\$5,000
TOTAL GRANT		\$60,000	\$30,000	\$15,000	\$15,000

SECTION 3 - Certification of Consistency with Continuum of Care Plan

(Original attached separately)

(239) 533-7930

August 2, 2005

Mr. Tom Pierce
Executive Director
State Office on Homelessness
Department of Children and Families
1317 Winewood Boulevard,
PDHO, Building 3, Room 325
Tallahassee, FL 32399-0700

SUBJECT: CERTIFICATION OF CONSISTENCY
Lee County Homeless Challenge Grant Florida FY 2006 Application

Dear Mr. Pierce:

The Board of County Commissioners of Lee County hereby Certifies that the Lee County Homeless Challenge Grant Florida FY 2006 Application as submitted herewith is consistent with the Lee County Homeless Continuum Of Care Strategic Plan, HUD FY 2005 (2005 CoC) as Amended and attached herewith. The Amendment was publicly noticed and approved on August 2, 2005. Each use proposed is contained within the Strategic Plan as previously submitted or as amended herewith.

The proposed uses include: (1) The Salvation Army program which delivery emergency food and shelter, medical and psychiatric services, homeless, transitional housing, and emergency clothing and furniture for homeless persons (2) Programs of Southwest Florida Addiction Services for homeless services and medications and case management, (3) Activities of the Lee County Department of Human Services "LIFT" program, which facilitates permanent housing for homeless persons.

Please find attached Citations identifying the location of proposed uses within the Strategic Plan. If you have questions, please contact Richard Faris, Senior Planner of the Department of Human Services, at (239) 533-7930, fax (239) 533-7960.

Sincerely,

Douglas R. St. Cerny, Chairman
Lee County Board of County Commissioners

Encl: Citations
Lee County Homeless Continuum of Care HUD FY 2005 as Amended
C: Karen B. Hawes, Director, Department of Human Services

SECTION 3 - Certification of Consistency with Continuum of Care Plan

CITATIONS FROM LEE COUNTY CONTINUUM OF CARE HUD FY 2005

Lee County – Page 11b

HUD 40076 CoC-F

Alcohol and Drug Abuse services in place

The Salvation Army – Substance Abuse services
Southwest Florida Addiction Services– detoxification, resid/day treatment, halfway houses
Drug Courts (criminal and mental health)
 Lee County Island Coast AIDS Network - Substance Abuse services
 Abuse, Counseling and Treatment (ACT) – Substance Abuse services
 Lee Memorial System, Gulf Coast Hospital, Family Health Ctrs – Substance Abuse services

Lee County – Page 11

HUD 40076 CoC-F

Fundamental Components in CoC System – Service Activity Chart

Component: Prevention

Service Providers

Services in place:

Mainstream Programs for Prevention

FL Department of Children and Families
 Medicaid, Food Stamps, Healthy Kids medical insurance, childcare and TANF and SSBG- funded employment support services
FL Department of Children and Families Foster Care Program
 Supports for youth aging out of foster care.
Social Security Administration
 Social Security/Supplemental Security Income, and SSDI funding
FL Agency for Workforce Innovation
 Unemployment and other benefits that maintain housing

Emergency Assistance programs for Prevention

Lee County DHS
 Emergency rent, utility, transportation assistance for household in crisis
The Salvation Army Crisis Management Program
 Emergency clothing, food, furniture, bus tickets
Bonita Springs Assistance Office
 Emergency food, rent, utilities assistance

Lee County – Page 11b

HUD 40076 CoC-F

Component: Supportive Services

Service Providers

Services in place

Case Management in place

Lee County DHS LIFT program – case management,
Ruth Cooper Center– Mental Illness case management
The Salvation Army – case management and counseling
Veterans Administration -case management and referral
Southwest Florida Addiction Services–Substance Abuse case management
Lee County Island Coast Network – AIDS case management
Abuse, Counseling and Treatment– domestic violence case management /

DOCUMENTATION: 2005 CONTINUUM OF CARE AMENDMENT

CITATIONS FROM LEE COUNTY CONTINUUM OF CARE HUD FY 2005



LEE COUNTY

SOUTHWEST FLORIDA

2005 HOMELESS

CONTINUUM OF CARE

STRATEGIC PLAN

AMENDED AUGUST 2, 2005

U.S. Department of Housing and Urban Development
2005 Supportive Housing Program
2005 Shelter Plus Care Program
Consolidated Application

Prepared in Conjunction with:

Lee County Homeless Coalition
Southwest Florida Homeless Coalition
State of Florida District 8 Department of Children and Families

Submitted by:

Lee County Board of County Commissioners
Lee County Department of Human Services

DOCUMENTATION: 2005 CONTINUUM OF CARE AMENDMENT

Lee County – CoC 2005 Amended
HUD 40076 CoC-N

Exhibit 1:

Continuum of Care Supplemental Resources Project Leveraging Chart

Project Priority Number	Name of Project	Type of Contribution	Source or Provider	*Value of Written Commitment
1	RM/Broadway Pl	Construction	Lee SHIP	\$209,109
1	RM/Broadway Pl	Supportive Services	RCC	\$1,000
1	RM/Broadway Pl	Operating	RM	\$1,667
1	RM/Broadway Pl	Supportive Services	RM	\$4,000
1	RM/Broadway Pl	Construction	CDBG-Set-Aside	\$33,000
2	Fresh Start	Client Employment	The Able Trust	\$39,098
2	Fresh Start	Acquisition & Match	County CDBG	\$33,000
2	Fresh Start	Supportive Services & Chronic Homeless	State Office on Homelessness	\$46,000
2	Fresh Start	Supportive Services	Substance Abuse Block Grant – DCF	\$254,110
2	Fresh Start	Supportive Services	Mental Health Block Grant – DCF	\$43,843
2	Fresh Start	Supportive Services	HHS PATH Grant	\$93,584
2	Fresh Start	Supportive Services	Lee County DHS	\$229,835
2	Fresh Start	Supportive Services	TANF Treatment Funding – DCF	\$158,194
2	Fresh Start	Supportive Services	Patient & Third Party Fee	\$124,000
2	Fresh Start	Supportive Services	Restricted Donations	\$22,000
2	Fresh Start	Challenge Grant	FL. Office/Homeless	Per Award
3	LIFT	In-kind Staff Support	BoCC	\$ 5,000
3	LIFT	Building maintenance, utilities & telephone/fax	BoCC	\$ 10,000
3	LIFT	copying, postage, etc	BoCC	\$ 2,000
3	LIFT	Utility Assistance	LIHEAP/Care-Share	\$ 5,000
3	LIFT	Rent & Utilities	HOPWA	\$ 2,500
3	LIFT	Job Training/Related Exp	CSBG	\$ 2,500
3	LIFT	Rent/Utilities	BoCC	28,000
3	LIFT	Transportation (BoCC	\$ 6,000
3	LIFT	Cash Match	BoCC	\$ 35,915
3	LIFT	Emergency Services	Churches	\$ 5,000
3	LIFT	Homeless Prevention	ESG	\$ 28,389
3	LIFT	Challenge Grant	FL. Office/Homeless	Per Award

DOCUMENTATION: 2005 CONTINUUM OF CARE AMENDMENT

Lee County – CoC 2005 Amended
HUD 40076 CoC-N

Continuum of Care: Project Leveraging - Continued

Project Priority Number	Name of Project	Type of Contribution	Source or Provider	*Value of Written Commitment
4	Comprehensive Care Program (Comp. Care)	In-Kind Services to Assist Clients	Volunteers	\$229,659.30
4	Comp. Care	Shelter	The Salvation Army (\$867,407.29
4	Comp. Care	In-Kind Treat/ Medical Services	Volunteers	\$211,896.00
4	Comp. Care	Medications	Lee Co Health Dept	\$35,512.88
4	Comp. Care	Crossroads Budget	The Salvation Army	\$505,446.84
4	Comp. Care	Interim Care Clinic Budget	The Salvation Army	\$300,126.24
4	Comp. Care	State Non-Secure Program	Department of Corrections	\$671,723.00
4	Comp. Care	SHP-CCP Support Budget	The Salvation Army	\$181,646.63
4	Comp. Care	Property	The Salvation Army	\$53,500.00
4	Comp. Care	Furniture & Fixt	The Salvation Army	\$15,000.00
4	Comp. Care	Resid. Assist Rent	The Salvation Army	\$6,000.00
4	Comp. Care	Housing Assist.	LIFT	\$10,000.00
4	Comp. Care	Mental Health Medications	In-Kind Donations	\$8,640.00
4	Comp. Care	Relapse Prev Counseling	In-Kind Sponsors	\$18,200.00
4	Comp. Care	Ann Dental Visits	TSA Dental Clinic	\$50,300.00
4	Comp. Care	GED Training	The Salvation Army	\$22,500.00
4	Comp. Care	Support Budget	The Salvation Army	\$34,808.53
4	Comp. Care	Challenge Grant	FL. Office/Homeless	Per Award
5	HMIS	Cash Match	Lee County Board of County Commissioners	\$49,354.32
5	HMIS	In Kind Internet Connectivity	Lee County Board of County Commissioners	\$3,600.00
5	HMIS	In Kind Hardware	Lee County Board of County Commissioners	\$7,859.46
	HMIS	In Kind Training Room	Lee County Board of County Commissioners	\$1,000.00
5	HMIS	In Kind I&R	United Way of Lee Co	\$270,000.00
5	HMIS	In Kind Salary	Salvation Army	\$45,114.68

SECTION 4 - NARRATIVE

4. Challenge Grant Activities, Homeless Served, and Outcomes.

(A1) Emergency Shelter Food/Soup Kitchen Meals (The Salvation Army)

Emergency Shelter/Soup Kitchen Meals will be supplied to unduplicated homeless or potentially homeless persons who request a meal through The Salvation Army feeding programs. Meals are provided daily at the Outreach Services Center on The Salvation Army, Edison Avenue Campus. Women and children who stay in our overnight shelter are provided meals. During the day, meals are provided to anyone presenting at The Salvation Army for services through our Crisis Management program or who may be waiting to be seen by our Intake Specialist. Meals are budgeted at a cost of \$2.36 each and each unduplicated person provided a meal is counted as an outcome. Project Outcome will be improved health for homeless persons.

(Services at \$150,000 Grant Level: Services as above will be provided to 1,250 unduplicated homeless or potentially homeless persons)

(Services at \$100,000 Grant Level: Services as above will be provided to 834 unduplicated homeless or potentially homeless persons)

(Services at \$60,000 Grant Level: Services as above will be provided to 500 unduplicated homeless or potentially homeless persons)

(B1) Emergency Clothing and Furniture. (The Salvation Army)

Emergency Clothing and Furniture will be provided to unduplicated homeless and/or potentially homeless persons who request assistance through The Salvation Army, Edison Avenue Campus. Any person may come into the facility Monday through Friday, to complete appropriate paperwork. All applicants will be assessed by our Crisis Management Specialist. Eligible persons will receive clothing and/or furniture. Each unduplicated person provided clothing and/or furniture will be counted as an outcome. Project outcome will be improved independent living ability for homeless persons.

(Services at \$150,000 Grant Level: Services as above will be provided to 250 unduplicated homeless or potentially homeless persons)

(Services at \$100,000 Grant Level: Services as above will be provided to 167 unduplicated homeless or potentially homeless persons)

(Services at \$60,000 Grant Level: Services as above will be provided to 100 unduplicated homeless or potentially homeless persons)

(C1) Emergency Medications and Services (SWFAS)

The SWFAS funds requested would be used to enhance treatment for the homeless patients in SWFAS residential treatment, transitional and permanent supportive housing through the provision of psychotropic medications. Psychiatric evaluations, transitional and permanent supportive housing will be provided by other sources of support – this would alleviate a critical resource gap for homeless individuals with co-occurring disorders. One subgroup of patients would be recipients of the psychotropics, and a second larger group of patients would receive specialized education and treatment for co-occurring disorders. Project outcomes will be improved health and independent living conditions for medication clients and assistance clients.

(Services at \$150,000 Grant Level: Services as above will be provided to 15 homeless persons for psychotropics and 50 homeless persons for education and treatment)

(Services at \$100,000 Grant Level: Services as above will be provided to 10 homeless persons for psychotropics and 33 homeless persons for education and treatment))

(Services at \$60,000 Grant Level: Services as above will be provided 6 homeless persons for psychotropics and 20 homeless persons for education and treatment))

SECTION 4 - NARRATIVE - Continued

(D1) Homeless Case Management (SWFAS)

The SWFAS funds requested would be used to continue specialized case management efforts geared to move the homeless into permanent housing as well aiding those who have moved into permanent supportive housing to address many of the issues that have contributed to the homeless cycle. This program will enhance individual's ability to access needed services in the community and assist in successfully transitioning out of homelessness. Project outcomes will be improved access to housing and retention of housing once attained for previously homeless clients.

(Services at \$150,000 Grant Level: Services as above will be provided to 50 homeless persons)

(Services at \$100,000 Grant Level: Services as above will be provided to 33 homeless persons)

(Services at \$60,000 Grant Level: Services as above will be provided to 20 homeless persons)

(E1) Services to facilitate homeless housing. (LIFT) (Dept. of Human Services)

Challenge funds will be used to move homeless individuals and families with children into housing. Services will include first month's rent, last month's rent (if necessary), security deposit, utility payments/deposits, household furniture and wares and school/work clothes. Individuals and family members will be served and that there will be some persons with substance abuse and domestic violence disabilities served. Project outcomes will be the acquisition of housing and basic essentials by homeless persons

(Services at \$150,000 Grant Level: Services as above will be provided to 25 homeless persons)

(Services at \$100,000 Grant Level: Services as above will be provided to 15 homeless persons)

(Services at \$60,000 Grant Level: Services as above will be provided to 10 homeless persons)

SECTION 5 - QUALITY OF SERVICE NARRATIVE

EXHIBIT C - QUALITY OF SERVICE: CERTIFICATION

5.1.Chronic Homeless Goals/ Strategies: Past Performance

2004 Permanent Beds Net Change 19 Beds

Permanent Beds as of January 2004 43 Beds

Divide the Number of Net Change Beds (19) by the Total Permanent Beds as of January 2004 (43) to calculate the percentage change in Beds **(44%)**.

Attached Documentation: HUD 40076 CoC- C Form, 2005.

5.2.Chronic Homeless Population Change

Total Chronic Homeless Population (Sheltered plus Unsheltered).

2004 342

2005 **334**

Documentation attached: 2004 Exhibit 1, 2005 Exhibit 1, HUD 40076 CoC-I forms

5.3.Mainstream Program Benefits Accessed

2005 CoC Exhibit 1, form HUD 40076 CoC-L -mainstream programs, for which the Lee County continuum of care systematically helps homeless persons identify, apply for and follow-up to receive benefits.

Checked **8** of the eight mainstream programs listed.

Documentation attached: HUD 40076 CoC-L form, 2005 Exhibit 1 Plan

Program by program data on the number of homeless persons assisted who received benefits under the eight identified programs.

SECTION 5 - QUALITY OF SERVICE NARRATIVE

EXHIBIT C - QUALITY OF SERVICE: CERTIFICATION

5.4.Past Performance: Employment Income

The percentage of clients in all your renewal projects who gained access to "employment income" at exit from the renewal projects.

55.79 % of Adults with Employment Income at Exit

Documentation attached - Form HUD 40076 CoC-M, Supportive Services.

5.5. Project Performance: Food Stamp Benefits

The percentage of clients in all your renewal projects who gained access to "Food Stamps" at exit from the renewal projects.

13.19 % of Adults with Food Stamps at Exit.

Documentation attached - Form HUD 40076 CoC-M, Supportive Services.

5.6.Project Performance: Permanency of Housing

The percentage of the clients served with permanent housing who remained in this permanent housing. ...].

Check here if your continuum reported having no applicable permanent housing renewal projects.

Documentation attached - Form HUD 40076 CoC-M, Supportive Services.

5.7.Project Performance: Transition to Permanent Housing

The percentage of all Transitional Housing clients who moved to a permanent housing living arrangement.

32 % of participants who left transitional housing who moved to permanent housing.

Documentation attached - Form HUD 40076 CoC-M, Supportive Services.

SECTION 5 - QUALITY OF SERVICE NARRATIVE

EXHIBIT C - QUALITY OF SERVICE: CERTIFICATION

5.8.Homeless Management Information Systems (HMIS) Coverage.

Using information contained in your 2005 Exhibit 1 Plan's Housing Activity Charts (HUD 40076 CoC-G), fill in the following table, and calculate the percentage of all year round units/beds in emergency shelter, transitional housing and permanent supportive housing that are covered by HMIS, as defined in the instructions to the HUD form.

Housing Category	HMIS Covered # Year Round Beds			2005 Year – Round Units/Beds TOTAL Year Round
	Individual Column 1	Family Col. 2	Total Col. 3 (1+2)	Column. 4
A. Emergency Shelter	48	66	114	187
B. Transitional Housing	150	6	156	250
C. Perm. Supportive Housing	65	20	85	129
D. TOTALS	263	92	355	566

Line D. Column 3: 355 divide by Line D. Column 4: 566 equals **62.7%** of Year Round Beds Covered by HMIS (ALL HOUSING CATEGORIES).

Documentation attached: HUD 40076 CoC-G, Emergency Shelter/Transitional Housing/Permanent Supportive Housing

SECTION 5 - QUALITY OF SERVICE NARRATIVE

EXHIBIT C - QUALITY OF SERVICE: CERTIFICATION

5.9.Homeless Population Shelter Coverage

The percentage of your homeless population that is sheltered in emergency and transitional housing facilities from HUD form 40076 CoC-I, enter the data below and complete the percentage calculation.

2,056 Total Homeless Population (Individuals and Persons in Families sheltered and unsheltered).

427 Total Homeless Population Sheltered in Emergency and Transitional housing (both Individuals and Persons in Family).

Divide the Total Homeless Population Sheltered: 427 by the Total Homeless Population: 2,056 to determine the 20.8% percentage of the Total Homeless Population that is sheltered.

Documentation attached: 2005 Exhibit 1, HUD 40076 CoC-I forms

5.10.Expanded Continuum of Care Catchment Area

If your 2005 Exhibit 1 Plan has expanded its catchment area by one or more counties that were not covered by a continuum of care catchment area designated by the Office on Homelessness in 2004, please identify the county(s) added.

Lee County –NA

5.11.Past Performance: Unexecuted HUD Grants.

Report below the number of HUD McKinney-Vento Act awards announced prior to 2004 that are not yet under contract (i.e. signed grant agreement or executed ACC).

0 Total Number of McKinney-Vento Act awards Not Yet Under Contract.

Documentation attached: HUD 40076 CoC-E form.

SECTION 5 - QUALITY OF SERVICE NARRATIVE

EXHIBIT C - QUALITY OF SERVICE: CERTIFICATION

Lead Agency Certification
QUALITY OF SERVICE: CERTIFICATION

I hereby attest that all information reported above is true and accurate, based upon the evidence and documentation attached hereto, and made a part of this certification.

Name of Continuum of Care	<u>Lee County Continuum of Care</u>
Name of Lead Agency	<u>Department of Human Services Lee County Board of County Commissioners</u>
Name of Certifying Official	<u>Douglas R. St. Cerny, Chairman, Board of County Commissioners</u>
Signature of Certifying Official	<u></u>
Date Signed	<u>August 2, 2005</u>

QUALITY OF SERVICE Documentation
is attached immediately following this certification

SECTION 5 - QUALITY OF SERVICE DOCUMENTATION FOR 5.1

Lee County - CoC 2005
HUD 40076 CoC-C

Exhibit 1

Continuum of Care Goals and System

1. Lee County Homeless Continuum of Care Goals, Strategy, and Progress

1.a Lee County Chronic Homelessness Goals/Strategy

A **chronic homeless** person is defined as an unaccompanied homeless individual with a disabling condition who has either been **continuously homeless for a year** or more (OR) has had at least **four (4) episodes** of homelessness in the past three (3) years

1.a(1) Past Performance

Individuals Chart

Number of Chronic Homeless Individuals	
	Point in time count
2004	342
2005	334

Beds Chart

Number of permanent beds for house the chronically homeless			
	Permanent beds as of Jan	Permanent beds Net Change	End of Year TOTAL
2004	43	19	62
2005	62		

SECTION 5 - QUALITY OF SERVICE DOCUMENTATION FOR 5.2

Exhibit 1: Continuum of Care Homeless Population and Subpopulations Chart

2004 Population and Subpopulations Chart (Form HUD 40076 CoC-I)

Part 1: Homeless Population	Sheltered		Unsheltered	Total
	Emergency	Transitional		
1. Homeless Individuals	82 (N)	168(N)	1424(N)(S)	1674(S)
2. Homeless Families with Children	25(N)	7 (N)	97(N)(S)	129(S)
2a. Persons in Homeless Families with Children	88(N)	16(N)	234(N)(S)	338(S)
Total (lines 1 + 2a)	170(N)	184(N)	1658(N)(S)	2012(S)
Part 2: Homeless Subpopulations	Sheltered		Unsheltered	Total
1. Chronically Homeless		75(N)	267 (S)	342(S)
2. Severely Mentally Ill		402(S)		
3. Chronic Substance Abuse		342(S)		
4. Veterans		463(S)		
5. Persons with HIV/AIDS		60(S)		
6. Victims of Domestic Violence		132(S)		
7. Youth (Under 18 years of age)		115(N)		

Legend:

Homeless Population

- (A) administrative records
- (N) enumeration
- (S) statistically reliable samples
- (E) estimates

Homeless Subpopulations.

- (A) administrative records,
- (N) enumeration
- (S) statistically reliable samples
- (E) estimates

SECTION 5 - QUALITY OF SERVICE DOCUMENTATION FOR 5.2, 5.9

2005 Lee County - Coc 2005
HUD 40076 CoC-I

Exhibit 1
Continuum of Care Homeless Population and Subpopulations Chart

Part 1: Homeless Population	Sheltered		Unsheltered	Total
	Emergency	Transitional		
1. Homeless Individuals	111 (N)	232(N)	1495(N)(S)	1838(S)
2. Homeless Families with Children	25(N)	5(N)	45(N)(S)	61(S)
2a. Persons in Homeless Families with Children	76(N)	18(N)	124(N)(S)	218(S)
Total (lines 1 + 2a only)	187(N)(S)	240(N)(S)	1629(N)(S)	2056(S)
Part 2: Homeless Subpopulations	Sheltered		Unsheltered	Total
1. Chronically Homeless	81(N)		253(S)	334(S)
2. Severely Mentally Ill	386(N)(S)			
3. Chronic Substance Abuse	457(N)(S)			
4. Veterans	238(N)(S)			
5. Persons with HIV/AIDS	18(N)(S)			
6. Victims of Domestic Violence	117(S)			
7. Youth (Under 18 years of age)	139(N)			

(A) administrative records,

(N) enumerations or

(S) statistically reliable samples.

SECTION 5 - QUALITY OF SERVICE DOCUMENTATION FOR 5.3

Lee County - cOc 2005

HUD 40076 CoC-L

Exhibit 1: Continuum of Care Supplemental Resources

Enrollment and Participation in Mainstream Programs

(1) Check those mainstream programs for which your COC systematically helps homeless persons identify, apply for and follow-up to receive benefit under:

- SSI SSDI TANF Medicaid Food Stamps
 SCHIP WIA Veterans Health Care

(2) Which policies are currently in place in your CoC to help clients secure these mainstream benefits for which they are eligible? Check those policies implemented by a majority of your CoC's homeless assistance providers:

- A majority of homeless assistance providers have case managers systematically assist clients in completing applications for mainstream benefit programs.
- The CoC systematically analyzes its projects' APRs to assess and improve access to mainstream programs.
- CoC contains a specific planning committee to improve CoC-wide participation in mainstream programs.
- A majority of homeless assistance providers use a single application form for four or more of the above mainstream programs.
- The COC systematically provides outreach and intake staff specific, ongoing training on how to identify eligibility and program changes for mainstream programs.
- CoC has specialized staff whose only responsibility is to identify, enroll, and follow-up with homeless persons on participation in mainstream programs.
- A majority of homeless assistance providers supply transportation assistance to clients to attend mainstream benefit appointments.
- A majority of homeless assistance providers have staff systematically follow-up to ensure that mainstream benefits are received.
- Lee County Continuum Homeless Case Managers are co-located with TANF/ Medicaid/SCHIP/Food Stamp staff at a one-stop center. •The Continuum receives a monthly electronic count of homeless from intake at Mainstream offices for TANF/ SCHIP/ Medicaid/ Food Stamps

Program by program data on the number of homeless persons assisted who received benefits under the eight identified programs.

Mainstream Programs Lee County - FL FY 2006	APR Projects	Other CoC Projects
SSI	36	3
SSDI	15	5
TANF	9	1
Medicaid	57	51
Food Stamps	57	71
SCHIP	15	
WIA	4	
Veterans Health Care	5	

(Point in time, persons may participate in more than one program)

SECTION 5 - QUALITY OF SERVICE DOCUMENTATION FOR 5.4, 5.5

Lee County - CoC 2005
HUD 40076 CoC-M

CoC Project Performance - Housing and Services Continued

B. Supportive Services

Check here if there are no applicable renewal projects.
 Check here to indicate that **all** non-HMIS renewal projects on the Priority
 Chart which submitted an APR are included in calculating the below responses.

1 Number of Adults Who Left (Use the same number in each cell)	2 Income Source	3 Number of Exiting Adults with Each Source of Income	4 % with Income at Exit (Col 3 ÷ Col 1 x 100)
432	a. SSI	36	8.33%
432	b. SSDI	15	3.47%
432	c. Social Security	6	1.39%
432	d. General Public Assistance	3	0.69%
432	e. TANF	9	2.08%
432	f. SCHIP	15	3.47%
432	g. Veterans Benefits	2	0.46%
432	h. Employment Income	241	55.79%
432	i. Unemployment Benefits	4	0.93%
432	j. Veterans Health Care	5	1.16%
432	k. Medicaid	57	13.19%
432	l. Food Stamps	57	13.19%
432	m. Other (please specify)	7	1.62%
432	n. No Financial Resources	126	29.17%

SECTION 5 - QUALITY OF SERVICE DOCUMENTATION FOR 5.6,5.7

Lee County – CoC 2005
HUD 40076 CoC-M

Exhibit 1

CoC Project Performance - Housing and Services

A. Housing

1. Permanent Housing.

Lee County 2005 Continuum of Care has no permanent housing renewal applications

Check here if there are no applicable permanent housing renewal projects.

Check here to indicate that all permanent housing renewal projects on the Priority Chart which submitted an APR are included in calculating the below responses.

2. Transitional Housing.

Check here if there are no applicable transitional housing renewal projects.

Check here to indicate that all transitional housing renewal projects on the Priority Chart which submitted an APR are included in calculating the below responses.

2004 Southwest Florida Addiction Services, Inc Fresh Start Project

- a. The total number of participants who left the transitional housing project during the operating year: **63 participants**
- b. The number of participants who left transitional housing project(s) and moved to permanent housing: **20 participants**
- c. Of the number of participants who left transitional housing, the percentage that moved to permanent housing: **32%**

SECTION 5 - QUALITY OF SERVICE DOCUMENTATION FOR 5.8

HUD 40076 CoC-G

Exhibit 1 Continuum of Care Housing Activity Charts

Fundamental Components in CoC System - Housing Activity Chart																							
<i>Transitional Housing</i>																							
Provider Name	Facility Name	HMIS			Target Pop		2005 Year-Round Units/Beds																
		Part. Code	#Yr. Round	Geo Code	A	B	Family Units	Family Beds	Individ Beds	Total YR Beds													
Current Inventory			Ind	Fam																			
SWFAS	Vince Smith Ctr	A	20		120966	SM				20	20												
Ft. Myers Mission	FMM	N			129071	SM				33	33												
Salvation Army	Salvation Army	A	85	6	120966	FC		2	6	85	91												
Anne' Restoration	Restoration Hs	N			120966	SM				12	12												
Garden Foundation	Gdn + Tice Hs	N			120966	SF				17	17												
Hansen-Bays		N			129071	SM				6	6												
Health Choice		N			120402	SM		2	4	14	18												
Our Mother's Home		N			129071	SF	DV	3	8		8												
Ruth Cooper Ctr	Respite-Serenity	A	13		129071	FC				13	13												
SWFAS	Res + ILS	A	32		120966	SM				32	32												
TOTALS			150	6	TOTALS			7	18	232	254												
Anticipated																							
Under Development																							
Occupancy Date																							
TOTALS																							
Unmet Need																							
TOTALS								8	22	257	279												
<table border="1" style="width: 100%;"> <tr> <td>1. Total Year Round Individual TH Beds</td> <td>232</td> <td>4. Total Year Round Family TH Beds</td> <td>18</td> </tr> <tr> <td>2. Individual TH Beds in HMIS</td> <td>150</td> <td>5. Family TH Beds in HMIS</td> <td>6</td> </tr> <tr> <td>3. HMIS Coverage Individual TH Beds</td> <td>66%</td> <td>6. HMIS Coverage Family TH Beds</td> <td>33%</td> </tr> </table>												1. Total Year Round Individual TH Beds	232	4. Total Year Round Family TH Beds	18	2. Individual TH Beds in HMIS	150	5. Family TH Beds in HMIS	6	3. HMIS Coverage Individual TH Beds	66%	6. HMIS Coverage Family TH Beds	33%
1. Total Year Round Individual TH Beds	232	4. Total Year Round Family TH Beds	18																				
2. Individual TH Beds in HMIS	150	5. Family TH Beds in HMIS	6																				
3. HMIS Coverage Individual TH Beds	66%	6. HMIS Coverage Family TH Beds	33%																				

SECTION 5 - QUALITY OF SERVICE DOCUMENTATION FOR 5.8

Lee County - CoC 2005
HUD 40076 CoC-G

Exhibit 1: Continuum of Care Housing Activity Charts

Fundamental Components in CoC System - Housing Activity Chart																							
<i>Permanent Supportive Housing</i>																							
Provider Name	Facility Name	HMIS		Geo Code	Target Pop		2005 Year-Round Units/ Beds																
		Part. Code	#Yr. Round		A	B	Family Units	Family Beds	Individual CH Beds	Total Year-Round Beds													
Current Inventory			Ind	Fam																			
Renaissance Manor	Sans Souci	A	21		129071	SMF				21/21	21												
Ruth Cooper Ctr	SPC	A	29	6	129071	SMF		2	6	29/15	35												
Buddy Fredericks		N			129071	SMF				40	40												
ICAN(AIDS)		N			120402	SMF	AIDS			4	4												
HOME Supp Hsg	2002 units	A		6	120402	FC		2	6		6												
HOME Supp Hsg	2004 units	A		8	129071	FC		3	8		8												
SWFAS	2002 units	A	8		120966	SMF				8/4	8												
SWFAS	2004 units	A	7		120966	SMF				7/3	7												
TOTALS			65	20	TOTALS			7	20	109/62	129												
Anticipated Occupancy Date																							
Under Development																							
Renaissance Manor	Broadway Place		12/07		120966	SM				8/8	8												
HOME Supp Hsg	2005 Units		12/07		129071	FC		2	6		6												
TOTALS								2	6	8/8	14												
Unmet Need							TOTALS		10	27	314	341											
<table style="width: 100%; border-collapse: collapse;"> <tr> <td style="width: 50%; border: 1px solid black;">1. Total Year Round Individual PSH Beds</td> <td style="border: 1px solid black; text-align: right;">109</td> <td style="width: 50%; border: 1px solid black;">4. Total Year Round Family PSH Beds</td> <td style="border: 1px solid black; text-align: right;">20</td> </tr> <tr> <td style="border: 1px solid black;">2. Individual PSH Beds in HMIS</td> <td style="border: 1px solid black; text-align: right;">65</td> <td style="border: 1px solid black;">5. Family PSH Beds in HMIS</td> <td style="border: 1px solid black; text-align: right;">20</td> </tr> <tr> <td style="border: 1px solid black;">3. HMIS Coverage Individual PSH Beds</td> <td style="border: 1px solid black; text-align: right;">60%</td> <td style="border: 1px solid black;">6. HMIS Coverage Family PSH Beds</td> <td style="border: 1px solid black; text-align: right;">100%</td> </tr> </table>												1. Total Year Round Individual PSH Beds	109	4. Total Year Round Family PSH Beds	20	2. Individual PSH Beds in HMIS	65	5. Family PSH Beds in HMIS	20	3. HMIS Coverage Individual PSH Beds	60%	6. HMIS Coverage Family PSH Beds	100%
1. Total Year Round Individual PSH Beds	109	4. Total Year Round Family PSH Beds	20																				
2. Individual PSH Beds in HMIS	65	5. Family PSH Beds in HMIS	20																				
3. HMIS Coverage Individual PSH Beds	60%	6. HMIS Coverage Family PSH Beds	100%																				

SECTION 5 - QUALITY OF SERVICE DOCUMENTATION FOR 5.11

HUD 40076 CoC-E - Lee CoC 2005

Exhibit 1

Continuum of Care – Unexecuted Grants Chart

Unexecuted Grants Awarded Prior to the 2004 Continuum of Care Competition
Lee County Continuum of Care 2005 – no unexecuted grants awarded prior to 2004 CoC

SECTION 6 - LEVERAGE OF MCKINNEY ACT AND PRIVATE FUNDS
EXHIBIT D

LEVERAGED FUNDING

A. McKinney-Vento Homeless Assistance Act Grants

	Program	Grant Amount	Grant Award # / Reference	Date of Grantor Executed Award Letter	Ref. Doc. Code
1	Homeless Veterans Reintegration	na	na	na	na
2	Health Care for the Homeless	\$407,331	3H80 CS 00185		2.1
3	PATH (SWFAS)	\$125,963	HD004	6/8/05	3.1
4	Education for Homeless Children	\$95,267	360-1274B-4CH01	12/09/04	4.1
5	Emergency Shelter Grant	\$94,631	s-04-uc12003	10/08/04	5.1
6	Shelter Plus Care	na	na	na	na
7	Supportive Housing Program SWFAS	\$550,043	FL14B303001	3/21/05	7.1
7	Supportive Housing Program SWFAS	\$90,508	FL14B303002	3/21/05	7.1
7	Supportive Housing Program Salv. Army ACP	\$1,224,959	FL14B303003	3/21/05	7.2
7	Supportive Housing Program LIFT	\$119,722	FL14B303005	3/21/05	7.3
7	Supportive Housing Program HMIS	\$180,509	FL14B303004	3/21/05	7.4
8	Section 8 Moderate Rehab., SRO	na	na	na	na
9	Emergency Food & Shelter	\$153,418	23-1654-00	6/18/05	9.1
	TOTAL GRANTS	\$3,042,351			

(Copies of Grant Awards attached)

B. Private Cash for Services to Homeless Persons

	Participating Continuum Agency	Cash Received	Source Documentation	
	SWFAS	\$67,784	Letter	10-a, b, c,
	Salvation Army	\$464,009	Letter	11
	Veteran's Outreach/ Am. Legion	\$600	Letter	12
	LIFT Program	\$5,000	Letter	13
	ACT	\$642,744	Letter	14
	United Way			
	Ruth Cooper Center			
	TOTAL PRIVATE MONEY 2	\$1,180,137		

(Documentation attached)

Leverage Documentation for Healthcare for the Homeless. Code #2.1



Family Health Centers
OF SOUTHWEST FLORIDA, INC.

July 13, 2005

Lalal S. Hamric
President and
Chief Executive Officer

Dan Halvatzis
Vice President and
Chief Operating Officer

Kevin S. Kearns
Vice President and
Chief Financial Officer
Chief Information Officer (HCIN)

James H. Taylor, DO
Vice President and
Chief Medical Officer

Frank Mazzeo Jr., DDS
Vice President and
Chief Dental Officer

John Koehler
Director Human Resources

Suzanne Pittman
Accounting Manager

Bob Johns
Director of Development and
Special Projects

MAILING ADDRESS:
P.O. BOX 1357
FORT MYERS, FL 33902

EXECUTIVE OFFICES:
1256 HEITMAN ST
FORT MYERS, FL
239.278.3600

*A private not for profit
healthcare corporation
Joint Commission on
Accreditation of Healthcare
Organizations*

Mr. Richard Faris
Department of Human Services
Lee County Board of County Commissioners
2440 Thompson Street
Fort Myers, Florida 33901

Re: 2004 - 2005 Healthcare for the Homeless Funds received by Family
health Centers of Southwest Florida, Inc.

Dear Mr. Faris;

Family Health Centers of Southwest Florida, Inc., in partnership with the
Salvation Army of Lee County, received \$407,331.00 from the U.S.
Department of Health and Human Services' Bureau of Primary Health
Care to operate the Health Care for the Homeless program from July 1,
2004 through June 30, 2005. These funds were received under the
Catalogue of Federal Domestic Assistance (CFDA) section 93.224 Health
Care for the Homeless (HCH) grant program.



I hope that this information will meet your needs for the Lee County
Homeless Continuum of Care reporting requirements. Thank you for
overseeing this aspect of the health care services being provided to the
homeless in Lee County.

Sincerely,

Bob Johns, Director of Development & Special Projects
Family Health Centers of Southwest Florida, Inc.

Leverage Documentation for Education for Homeless Children. Code #4.1

**Florida Department of Education
Project Award Notification**

1 PROJECT RECIPIENT Lee County School District	2 PROJECT NUMBER 360-1274B-4CH01
3 PROJECT/PROGRAM TITLE Homeless Children and Youth TAPS 4A022	4 AUTHORITY Title X, Homeless Children and Youth CFDA # 84.196 Public Law 107-110
5 AMENDMENT INFORMATION Amendment Number: 2 Type of Amendment: Budget/Extension Effective Date: 09/30/04	6 PROJECT PERIODS Budget Period: 02/27/04- 02/28/05 Program Period: 02/27/04- 02/28/05
7 AUTHORIZED FUNDING Current Approved Budget \$ 85,000.00 Amendment Amount \$ 10,266.67 Estimated Roll Forward \$ Total Project Amount \$ 95,266.67	8 REIMBURSEMENT OPTION Federal Cash Advance
9 TIMELINES Last date for incurring expenditures and issuing purchase orders: 02/28/05 Date that all obligations are to be liquidated and final disbursement reports submitted: 04/18/05 Last date for receipt of proposed amendments: N/A Refund date of unexpended funds: mail to DOE Comptroller, 325 W. Gaines Street, 944 Turlington Building, Tallahassee, Florida 32399-0400: N/A Date for program report: mail to appropriate program office. N/A	
10 DOE CONTACTS Program: Iris Palazzoni Phone: 850-245-0709 Email: Iris.Palazzoni@fldoe.org Grants Management: Unit A 850-245-0497 Comptroller's Office (850) 245-0401	11 DOE FISCAL DATA DBS: 40 90 20 EO: 74 Object: 720000
12 TERMS AND SPECIAL CONDITIONS <ul style="list-style-type: none"> This project and any amendments are subject to the procedures outlined in the <u>Project Application and Amendment Procedures for Federal and State Programs (Green Book)</u> and the <u>General Assurances for Participation in Federal and State Programs</u>. For federal cash advance projects, monthly expenditures must be submitted to the Comptroller's Office by the 20th of each month for the preceding month's disbursements utilizing the On-Line Disbursement Reporting System. 	
13 APPROVED:  Authorized Official on behalf of John L. Winn Commissioner of Education 12/9/04 Date of Signing 	

Leverage Documentation for Emergency Shelter Grant. Code #5.1

Grant No.: S-04-UC120023
Official Contact Person: Mr. Richard Lloyd Faris
Telephone No: (239) 652-7930
FAX: (239) 652-7960
Email No: farisrl@leegov.com
Tax ID No: 59-6000702
Unit of Government No: 129071

FY 2004 LOCAL GOVERNMENT GRANT AGREEMENT

EMERGENCY SHELTER GRANTS PROGRAM

This Grant Agreement is made by and between the United States Department of Housing and Urban Development (HUD) and, the Lee County, for FY 2004 of the Emergency Shelter Grants Program in the amount of \$94,631. This grant was authorized by Subtitle B of Title IV of the McKinney-Vento Homeless Assistance Act, 42 U.S.C. 11301 (1988), as amended (the "Act"). In addition, the grant operates through HUD's regulations at 24 *CFR* Part 576, as now in effect and as may be amended from time to time, which are incorporated as part of this Agreement.

In reliance upon the Consolidated Plan and certifications, the Secretary agrees, upon execution of the Grant Agreement, to provide the Grantee with the agreed grant funds. The grantee must comply with requirements for record keeping and annual performance reporting to HUD within 90 days after the close of its consolidated program year, as required by 24 *CFR* 91.520.

This includes the periodic information collected through HUD's Integrated Disbursements and Information System (IDIS). The grantee's IDIS reporting must include information on grant activities, project sponsors, project sites, and beneficiaries (including racial and ethnic data on participants). This information will be used for program monitoring and evaluation purposes.

The Grantee agrees to comply with all applicable laws and regulations in distributing funds provided under this Grant Agreement and to accept responsibility for ensuring compliance by recipient entities which may receive funding assistance.

The Grantee agrees to comply with the provisions of the environmental requirements of 24 *CFR* Part 58 as applicable under 24 *CFR* 576.57(e) with respect to funds provided under this Grant Agreement.

Leverage Documentation for Supportive Housing Program. Code #7.1-7.5



U.S. Department of Housing and Urban Development

Region IV, Miami Field Office
Brickell Plaza Federal Building
909 SE First Avenue, Rm. 500
Miami, FL. 33131-3042

RECEIVED
LEE COUNTY
DEPARTMENT OF
HUMAN SERVICES
2005 MAR 21 PM 2:03

Karen B. Hawes, Director
Dept. of Human Services
2440 Thomson Street
Fort Myers, FL 33901

Dear Ms. Hawes:

**SUBJECT: Request for Technical Submissions
Supportive Housing Program (SHP)
Project/ ID Numbers: FL14B40-3001/FL14133 (New) and FL14B40-3002/
FL14051, FL14B40-3003/ FL14053, FL14B40-3004/FL14109, FL14B40-
3005/ FL14052 and FL14B40-3006/ FL14050-all SHPRs**

Congratulations on your conditional selection for funding under the FY 2004 Supportive Housing Program. Addressing homelessness is one of the Department's top priorities and your project will make a significant contribution toward developing a continuum of care system in your community.

**Leverage Documentation for Supportive Housing Program. Code #7.1-7.5
(part 2)**

FL04-603

Ft Myers/Cape Coral/Lee County CoC

Southwest Florida Addiction Services, Inc.	SHP	\$550,043.00
Southwest Florida Addiction Services, Inc.	SHPR	\$90,508.00
The Salvation Army	✓ SHPR	\$1,064,138.00 F
Lee County Board of County Commissioners	SHPR	\$180,509.00
Lee County Board of County Commissioners	SHPR	\$119,722.00
The Salvation Army	SHPR	\$222,069.00
	Total:	\$2,226,989.00

**Leverage Documentation for Supportive Housing Program. Code #7.1-7.5
(part 3)**

Thank you for applying for the Supportive Housing Program and, again, congratulations on your grant award. If you have any questions, please contact Ronald M. Muscarella, Senior Community Planning and Development Representative at (305) 536-4431 X 2320

Sincerely,



Maria R. Ortiz-Hill, Director
Community Planning and
Development Division

Enclosures:

For more information on HUD programs and what's new at HUD, visit HUD's Home Page on the World Wide Web at <http://www.hud.gov/>

Leverage Documentation for Emergency Food and Shelter. Code #9.1

EMERGENCY FOOD AND SHELTER NATIONAL BOARD PROGRAM

701 North Fairfax Street, Suite 310, Alexandria, Virginia 22314-2084

703-706-9660

<http://www.efsp.unitedway.org>



FEMA

Acting Chief
Federal Emergency Management Agency
Chief, Individual Assistance Branch
Recovery Division, SP & R
Federal Emergency Management Agency
U.S. Department of Homeland Security
500 C Street SW, Suite 800
Washington, DC 20472

PHASE 23
FY 2005
PL 108-334

Award Notification

ORGANIZATION ID: 186400



Brother Joseph Berg, CEO
Sr. Program Director for Leadership
and Mission
Catholic Charities, USA
1721 King Street
Alexandria, VA 22314

Your jurisdiction has been selected to receive an award under Phase 23 of the Emergency Food and Shelter Program based upon the available statistics. Congress has appropriated \$153 million to supplement and expand emergency food and shelter programs. Your jurisdiction's award is based upon your jurisdiction's total number of unemployed as compared to the total number of unemployed in all qualifying jurisdictions. Your I.D.N. award amount and maximum administrative allowance are indicated below:

Lee County
ID#: 23-1654-00

Total Award:
Amount available FROM ABOVE for
administrative allowance:

\$153,418.00
\$3,068.00



Jonathan G. Linn Bacher
Vice President
Programs and Services
American Red Cross
2623 E Street, NW
WFO 3-107
Washington, DC 20008

In keeping with the emergency nature of this program, jurisdictions have 25 working days to convene a Local Board and complete the application materials, so your immediate assistance is required; see enclosed Local Board Plan for specific due date. Refer to the Responsibilities and Requirements Manual, the Manual Addendum, and Key Changes for regulations and procedures.



Paul H.D. Thymal
Vice President
Public Policy and Partners
United Way of America
701 North Fairfax Street
Alexandria, VA 22314

Your Local Board should follow the process (see the enclosed Responsibilities and Requirements manual, the Manual Addendum, and Local Board Checklist) this year as in past phases. Your Local Board should begin your process now and submit your completed Local Board Plan on or before the specified due date noted on the Local Board Plan.



Brandi Girtz-Milner
Associate General Secretary for
Justice and Advocacy
National Council of the
Churches of Christ in the U.S.A.
118 Maryland Avenue, NE, Suite 100
Washington, DC 20002

Make sure LROs are fully acquainted with the eligible program rules section in the manual and Key Changes. LROs that did not submit reports and documentation or have unresolved compliance exceptions in any jurisdiction under any previous phase of this program will not receive new awards until their exceptions have been resolved to the satisfaction of the National Board.



Lt. Col. Paul Helms, ACSW, CSW
National Social Services Secretary
The Salvation Army
P.O. Box 889
618 S. Main Line
Alexandria, VA 22319

Thoroughly review all of the enclosed materials. The Local Board Plan, the Addendum, and Key Changes contain changes from Phase 22 and should be read and discussed by your Local Board. You should not assume that all program requirements are the same as those of previous phases of the program.



Charles S. Kenepfer
Vice President
Public Policy
United Jewish Communities
1720 I Street, NW
Suite 800
Washington, DC 20006

Jurisdictions that do not claim their funds by the specified due date risk losing the funds.

National Board members have provided information on this award to their local affiliates. Your Congressional representatives have also been notified.

Staff

Sharon M. Bailey
Vice President, Emergency Food
and Shelter National Board Program
United Way of America

Please contact the National Board staff at (703) 706-9660 if you have any questions or need assistance in preparing your plans.

Carolyn Colburn
Program Manager
Emergency Food and Shelter
National Board Program
Department of Homeland Security

Enclosures

Leverage Documentation for Private Cash. SWFAS Code #10

07/08/2005 14:13 FAX 239 332 8985

SWFAS MCG

002



SWFAS

The Leader in Substance Abuse Prevention and Treatment

July 7, 2005

Richard L. Faris
Lee County
Department of Human Services
2440 Thompson Street
Fort Myers, Florida 33901

Dear Mr. Faris:

In conjunction with the Lee County Challenge Grant application I certify that Southwest Florida Addiction Services, Inc. will receive \$67,784 in cash to support services to homeless individuals. These monies support supportive housing programming, including counseling and related services.

Thanks for your efforts to assure Lee County continues to address the multiple needs of our homeless citizens, and that we continue to seek the development of an effective human service system infrastructure as part of our continued growth.

Respectfully submitted,

Kevin Lewis
Kevin Lewis, MSW, CAP
Executive Director

Leverage Documentation for Private Cash. Salv. Army Code # 11

07/08/2005 14:28

9412789028

THE SALVATION ARMY

PAGE 01/01

JOHN LARSSON
GENERAL

MAJOR STEVE HEDGREN
DIVISIONAL COMMANDER

RED SHIELD LODGE
2400 Edison Avenue
Fort Myers, FL 33901
Fax (239) 334-1473
Ph. (239) 334-3745



The Salvation Army

FOUNDED IN 1885 BY WILLIAM BOOTH
CORPS WORSHIP CENTER and ADMINISTRATIVE OFFICES
10291 McGregor Blvd.
Fort Myers, FL 33919

PHILIP D. NEEDHAM
TERRITORIAL COMMANDER

MAJORS BETO AND DEBBIE FLORES
CORPS OFFICERS

MAILING ADDRESS
Post Office Box 60087
Fort Myers, FL 33906-0087
Fax (239) 278-9028
Ph. (239) 278-1551

July 8, 2005

Richard Farr
Department of Human Services
Lee County Board of County Commissioners
2440 Thompson Street
Fort Myers, FL 33901

Dear Mr. Farr:

We are providing \$464,009.01 in Private Cash Donation as Leverage Funding for the 2005-2006 Challenge Grant. These funds come from multiple donations of unrestricted funds received throughout the year; there are no major donors this fiscal year to be noted.

If we can be of further assistance please do not hesitate to contact us.

Respectfully,

Dalia Saracino
Dalia Saracino

DS/ka

Leverage Documentation for Private Cash. Veteran's Outreach #12



DEPARTMENT OF VETERANS AFFAIRS
Outpatient Clinic
3033 Winkler Extension
Fort Myers, FL 33916

RECEIVED
LEE COUNTY
DEPARTMENT OF
HUMAN SERVICES

2005 JUL -8 PM 1:02

July 7, 2005

Richard Lloyd Faris
Dept. of Human Services
2440 Thompson Street
Fort Myers, FL 33901

Dear Mr. Faris:

I am writing this letter to inform you of private cash that was used for Lee County's homeless population. The American Legion donated \$600 for our local Homeless Service Day in November, 2004.

Sincerely,

Lori Berkland, LCSW

Lori Berkland, LCSW
HCHV Outreach Clinician

Leverage Documentation for Private Cash. LIFT Code #13



LEE COUNTY
SOUTHWEST FLORIDA

BOARD OF COUNTY COMMISSIONERS

Phone: (239) 533-7916

DATE: July 11, 2005
TO: Mr. Richard Faris
FROM: Susan Oliver
SUBJECT: Homeless Programs

July 11, 2005

Mr. Richard Faris
Department of Human Services
2440 Thompson Street
Fort Myers, FL 33901

Dear Richard:


The homeless programs in our department receive a \$5,000 from a private donor on an annual basis. These funds are used to supplement our homeless programs by providing services not covered with grant or county funds.

Sincerely,

Susan Oliver
Family Self Sufficiency Program Manager
Department of Human Services



Leverage Documentation for Private Cash. ACT Code # 14



Abuse Counseling And Treatment, Inc.

P.O. Box 60401, Fort Myers, FL 33906-6401

RECEIVED
LEE COUNTY
DEPARTMENT OF HUMAN SERVICES (Hotline)
(239) 939-4741 (Admin. & Appt.)
(239) 939-4741 (FAX)
E-mail: act@actabuse.com
www.actabuse.com
2005 JUL 18 PM 2:30

24 Hour Hotline • Shelter • Counseling • Advocacy • Referral • Information • Education

July 11, 2005

Richard Faris, Senior Planner
Lee County Department of Human Services
2440 Thompson Street
Fort Myers, Florida 33901

Dear Mr. Faris:

This letter is to support the State of Florida Challenge grant application submitted by Lee County.

Abuse Counseling and Treatment, Inc. (ACT) provides residential and non-residential shelter and counseling to victims of domestic violence. All persons served by ACT are either homeless or at-risk of becoming homeless due to their domestic situation.

ACT's financial statement for the fiscal year ending June 30, 2004 indicates public contributions in the amount of \$104,806 and \$537,938 from fundraising efforts. The agencies independent financial audit is currently being performed. These private funds were used to support prevention activities for persons at-risk of homelessness or to provide services to those already homeless.

A copy of the June 30, 2004 financial statement is attached. Should you need additional information you may reach me at 239-939-2553.

Sincerely,

Jennifer Benton,
Executive Director

SECTION 7 •HOMELESS NEED

EXHIBIT E

CERTIFICATION OF ESTIMATED NEED PER CATCHMENT AREA POPULATION

- From your Homeless Population and Subpopulation Chart,(form HUD 40076 CoC-I) as submitted to HUD (June 2005) enter the total estimated needs, expressed in the number of homeless persons, for both "individuals" and "persons in families with children." Total these two figures for a total estimated homeless population.

Homeless Population	Estimated Population (Sheltered and Unsheltered)
A. Individuals (line 1)	<u>1,838</u> Persons
B. Persons in Families with Children (line 2A)	<u>218</u> Persons

TOTAL Homeless Population (lines 1 & 2A)	2,056	Persons
--	-------	---------

- Population of your Catchment Area. Using the data from the 2000 Census in Exhibit K, calculate the population of your catchment area.

County in Catchment Area	2000 Population
A. NA _____	NA _____
B. NA _____	NA _____
C. LEE _____	440,880

TOTAL POPULATION	440,880
------------------	---------

- Calculate your continuum's estimated homeless population per every 1000 population. Divide the total number of homeless persons by the total population of your catchment area, rounded to the nearest 1000 population.

Divide Total Homeless Population 2,056 homeless persons by population of catchment area 441 to equal 4.66 homeless persons/1000 population.

NOTE: Round the number of persons to the nearest hundredth of a person.

SECTION 7 •HOMELESS NEED- DOCUMENTATION
EXHIBIT E

Lead Agency Certification:

I hereby attest and certify that the above data is true and accurate; that the above data on estimated needs is based upon a homeless population chart which uses data that (1) represents the housing need for homeless persons in the catchment area on any given night; (2) is true and accurate for the continuum's catchment area; and (3) is derived in accordance with the federal grant instructions.

Name of Continuum of Care	<u>Lee County Continuum of Care</u>
Name of Lead Agency	<u>Department of Human Services Lee County Board of County Commissioners</u>
Name of Certifying Official	<u>Douglas R. St. Cerny, Chairman, Board of County Commissioners</u>
Signature of Certifying Official	<u></u>
Date Signed	<u>August 2, 2005</u>

Documentation Attached: 2005 HUD Homeless Population Table and the narrative describing the methods used to estimate this need.

SECTION 7 •HOMELESS NEED - DOCUMENTATION**EXHIBIT E****HUD 40076 CoC-I****Exhibit 1****Continuum of Care Homeless Population and Subpopulations Chart**

Part 1: Homeless Population	Sheltered		Unsheltered	Total
	Emergency	Transitional		
1. Homeless Individuals	111 (N)	232(N)	1495(N)(S)	1838(S)
2. Homeless Families with Children	25(N)	5(N)	45(N)(S)	61(S)
2a. Persons in Homeless Families with Children	76(N)	18(N)	124(N)(S)	218(S)
Total (lines 1 + 2a only)	187(N)(S)	240(N)(S)	1629(N)(S)	2056(S)
Part 2: Homeless Subpopulations	Sheltered		Unsheltered	Total
1. Chronically Homeless	81(N)			
2. Severely Mentally Ill	386(N)(S)			
3. Chronic Substance Abuse	457(N)(S)			
4. Veterans	238(N)(S)			
5. Persons with HIV/AIDS	18(N)(S)			
6. Victims of Domestic Violence	117(S)			
7. Youth (Under 18 years of age)	139(N)			

(A) administrative records,**(N) enumerations or****(S) statistically reliable samples.**

SECTION 7 •HOMELESS NEED - DOCUMENTATION

EXHIBIT E

HUD 40076 CoC-I

Methods used to Collect Information

1. Housing Activity Chart.

1a1 Method for Conducting the Annual Update of Current Housing Inventory In Place

The data source for the 2005 update to homeless housing inventory was the Telephone Survey utilizing the current list of Homeless Agencies on the online *Human Service Directory* maintained by Lee County and United Way on the Lee County website. On January 25, 2005 a telephone survey of 143 homeless provider agencies was conducted and 97 separate agencies supplied information. (Response rate of 68%)

1a2 Method for Conducting the Annual Update of Current Housing Under Development

The January 25 Telephone Survey process described above also collected the *Under Development* data. Homeless housing is developed under numerous funding sources. For purposes of the Housing Gaps charts, all sources supporting the Lee Continuum were reviewed. All SHP, ESG, and HOME projects funded in 2004 were in implementation and thus were listed in the Current Inventory Section. Year The new 2005 SHP project shows up in the "Under Development section along with 2005 HOME funded Homeless Supportive Housing. (Response rate of 68%)

1a3 Definitions used for housing types

Definition 1 Emergency Shelter

... is defined as an immediate, safe, decent alternative to the street. No services need to be provided, just a safe place to sleep.

Definition 2 Transitional Housing

....is housing with supportive services to enable individuals to live more independently. Individuals are housed less than 24 months.

Transitional Housing facilitates the movement of homeless individuals and families to permanent housing within 24 months. This temporary housing is combined with supportive services to enable homeless individuals and families to live as independently as possible. Supportive services—which help promote residential stability, increased skill level and/or income, and greater self-determination—may be provided by the organization managing the housing or coordinated by that organization and provided by other public or private agencies.

SECTION 7 •HOMELESS NEED - DOCUMENTATION**EXHIBIT E****HUD 40076 CoC-I****Methods used to Collect Information - Continued****2. Unmet Housing Needs.****2.a Process for Determination of Unmet Need for Housing**

In February 2005, the Demographics Committee met to analyze the homeless count and provider survey and begin to determine Gaps and Priorities for 2005. In 2004, close inspection of Homeless Housing Providers resulted in a substantial reduction of dedicated homeless beds. Since the 2005 homeless population did not decrease, this substantially reduced inventory creates substantially increased unmet need/Gaps.

In determining the nature of the unmet need for housing, the DemCom had several considerations in mind. An initial consideration was the magnitude of the overall bed Gap. The 2005 picture shows existing beds for only approximately 1 in 4 homeless residents. The magnitude of this shortage indicates that near-term resolution of unmet need is unrealistic and prioritization of resources is even more critical. This need to prioritize reinforces the (2002) Continuum determination to prioritize the 81 sheltered and 334 unsheltered Chronic Homeless Persons reflected in the 2005 count. In response to the Chronic Homeless housing need the Continuum plan to continue and expand "Housing First" projects, which will move appropriate Chronic Homeless clients quickly into Permanent Housing.

Another implication of the 2005 survey results is that accurate information on the bulk of the homeless population is not available since three-fourths are outside of formalized housing and record keeping. Thus precise determination of the specific category of housing needed for that population is also unrealistic.

With these considerations in mind, the unmet need for the three categories of Housing Unit Gap was established as follows. For the unmet Emergency Shelter (ES) Need, the unsheltered population count was apportioned to Emergency Shelters, Transitional Housing, and Permanent Housing. A weighted proportion (50%) of the unsheltered homeless count was allocated to Emergency Shelter Gap. With the large population of unsheltered homeless persons, the Continuum feels that percentage apportioning of populations to need categories is necessary until more homeless are in programs and HMIS coverage increases

A similar process was carried out for Transitional Housing and Permanent Supportive Housing. The need for Transitional Housing Beds was generated by adding a weighted proportion of the unsheltered count to a proportion (50%) of current Emergency Shelter residents. (Similarly calculating a 50% advance of existing Transitional Residents to Permanent Supportive Housing and 50% of Permanent Supportive Residents to market housing) The process was repeated to get the Permanent Supportive Housing Gap. Experience with *Housing 1st* projects may allow for future refinement of this latter Gap by considering non-supportive Permanent Housing. A check was made to assure that Gaps for Individuals reflected the need to shelter the 253 priority unsheltered Chronic Homeless persons from the 2005 count.

SECTION 7 • HOMELESS NEED - DOCUMENTATION

EXHIBIT E

HUD 40076 CoC-I

3. Part 1 and 2 Homeless Population and Subpopulations Chart.

Summary of 2005 Count Process. As in previous years, the use of a face-to-face, 24-hour survey was chosen to improve authenticity of the results, to bring public awareness to homelessness, and to make contact and provide supplies and service access to homeless persons. Trainings were held to prepare materials and assignments for the Census and Providers' surveys and to train volunteer surveyors. A common *Florida 2005 Homeless Census data intake form* (Short Format) was utilized. The Counts of sheltered and unsheltered homeless were conducted on January 25, 2005 in a 24-hour survey. The 2005 Lee County Census Blitz conducted 1,084 unduplicated interviews in the Blitz in shelters, transitional housing, in camps, and on the streets. This figure represents the 2005 sample, which was extrapolated to cover hidden homeless. The Barry University local statistical standard procedure for determining homeless persons within the general population ($.00404xPop.$) incorporating the official estimate for the county population was used to establish the proportion of missed or hidden homeless residents. The Lee County Homeless Population was thus determined at 2,056 persons for calendar 2005.

3.a Lee Continuum 2005 Methods for Data Collection for Sheltered Populations

In 2005, data on sheltered homeless persons was gathered via a face-to-face, 24-hour survey. Trained volunteer surveyors utilized the common *Florida 2005 data intake form* (Short Format) and a common set of definitions for *homelessness* and all questionnaire terms. First name and date of birth were used as unique identifiers. The Count was conducted on January 25, 2005 in a 24-hour survey. Continuum member and trained volunteer surveyors interviewed homeless persons in 51 of the 97 locations noted above under the Inventory Survey. The Shelter Count for 2005 was 457. (*Due to the in-person interview method the response rate was 100%*)

Several *methods* were used to establish the several subpopulation categories in the *Sheltered Homeless Subpopulations Chart*. The *Youth* subpopulation was taken from the actual Census count. The *Veterans* Survey count and the self-reported Survey responses on *Mental Illness*, *Substance Abuse*, *Dual Diagnosis* and *Domestic Violence* were felt by Continuum professionals to under represent real Lee conditions. In these cases, the subpopulation was established by using the lesser of the population estimates by the representative Provider Agencies or the 2004 five county regional statistical estimates.

Identification of *Sheltered Chronic Homeless* Residents. The Homeless Survey responses on family status, disability, and length and number of occurrences of homeless were sorted and chronic homeless responders identified. The HMIS will improve identification of some of these individual as they appear for services and are recorded in the database by providers.

The Lee Continuum will continue the practice of an annual homeless survey in with a standard Florida survey form in 2006. On or about January 25, 2006 Lee County Continuum members will conduct the 2006 survey of homeless persons in all "shelters" in the county.

SECTION 7 •HOMELESS NEED - DOCUMENTATION
EXHIBIT E**HUD 40076 CoC-I****Methods used to Collect Information - Continued****3.b. 2005 Methods for Data Collection for Unsheltered Homeless Populations**

In 2005, data on *unsheltered* homeless persons was gathered via a face-to-face, 24-hour survey. Trained volunteer surveyors utilized the common Florida 2005 Census Blitz data intake form (Short Format) was utilized and a common set of definitions for homelessness and all questionnaire terms. First name and date of birth were used as unique identifiers. The Count was conducted on January 25, 2005 in a 24-hour survey. Continuum member and trained volunteer surveyors interviewed unsheltered homeless persons in over 30 camps and street locations. The street/camp count was 637. Again, due to the in-person nature of the survey, the response rate was 100% for unsheltered homeless persons interviewed.

Unsheltered Subpopulations were not estimated due to the difficult of classifying an accurate mix of disabilities. Estimation of *Unsheltered Chronic Homeless* Residents was done by extrapolating the Sheltered Chronic Homeless via the Barry University statistical procedure noted in "3a" above. The HMIS will improve identification of some of these individual as they appear for services and are recorded in the database by providers.

The Lee Continuum will continue the practice of an annual homeless survey in with a standard Florida survey form in 2006. On or about January 25, 2006 Lee County Continuum members will conduct the 2006 survey of homeless persons on the streets, camps, and other unsheltered locations in the county.

SECTION 8 • PERFORMANCE MEASURES

4. Challenge Grant Activities, Homeless Served, and Outcomes.

(A1) Emergency Shelter Food/Soup Kitchen Meals (The Salvation Army)

Emergency Shelter/Soup Kitchen Meals will be supplied to unduplicated homeless or potentially homeless persons who request a meal through The Salvation Army feeding programs. Meals are provided daily at the Outreach Services Center on The Salvation Army, Edison Avenue Campus. Women and children who stay in our overnight shelter are provided meals. During the day, meals are provided to anyone presenting at The Salvation Army for services through our Crisis Management program or who may be waiting to be seen by our Intake Specialist. Meals are budgeted at a cost of \$2.36 each and each unduplicated person provided a meal is counted as an outcome. Project Outcome will be improved health for homeless persons. Performance Measure is each unduplicated person provided a meal is

(Services at \$150,000 Grant Level: Services as above will be provided to 1,250 unduplicated homeless or potentially homeless persons)

(Services at \$100,000 Grant Level: Services as above will be provided to 834 unduplicated homeless or potentially homeless persons)

(Services at \$60,000 Grant Level: Services as above will be provided to 500 unduplicated homeless or potentially homeless persons)

(B1) Emergency Clothing and Furniture. (The Salvation Army)

Emergency Clothing and Furniture will be provided to unduplicated homeless and/or potentially homeless persons who request assistance through The Salvation Army, Edison Avenue Campus. Any person may come into the facility Monday through Friday, to complete appropriate paperwork. All applicants will be assessed by our Crisis Management Specialist. Eligible persons will receive clothing and/or furniture. Each unduplicated person provided clothing and/or furniture will be counted as an outcome. Project outcome will be improved independent living ability for homeless persons. Performance measure is Each unduplicated person provided clothing and/or furniture will be counted as an outcome

(Services at \$150,000 Grant Level: Services as above will be provided to 250 unduplicated homeless or potentially homeless persons)

(Services at \$100,000 Grant Level: Services as above will be provided to 167 unduplicated homeless or potentially homeless persons)

(Services at \$60,000 Grant Level: Services as above will be provided to 100 unduplicated homeless or potentially homeless persons)

(C1) Emergency Medications and Services (SWFAS)

(C1) Emergency Medications and Services (SWFAS)

The SWFAS funds requested would be used to enhance treatment for the homeless patients in SWFAS residential treatment, transitional and permanent supportive housing through the provision of psychotropic medications. Psychiatric evaluations, transitional and permanent supportive housing will be provided by other sources of support – this would alleviate a critical resource gap for homeless individuals with co-occurring disorders.. One subgroup of patients would be recipients of the psychotropics, and at second larger group of patients would receive specialized education and treatment for co-occurring disorders. Grant-term outcomes will be improved conditions for medication clients and assistance clients.

(Services at \$150,000 Grant Level: Services as above will be provided to 15 homeless persons for psychotropics and 50 homeless persons for education and treatment)

(Services at \$100,000 Grant Level: Services as above will be provided to 10 homeless persons for psychotropics and 33 homeless persons for education and treatment))

(Services at \$60,000 Grant Level: Services as above will be provided 6 homeless persons for psychotropics and 20 homeless persons for education and treatment))

SECTION 8 • PERFORMANCE MEASURES

((D1) Homeless Case Management (SWFAS)

The SWFAS funds requested would be used to continue specialized case management efforts geared to move the homeless into permanent housing as well aiding those who have moved into permanent supportive housing to address many of the issues that have contributed to the homeless cycle. This program will enhance individual's ability to access needed services in the community and assist in successfully transitioning out of homelessness. Project outcomes will be improved access to housing and retention of housing once attained for previously homeless clients. Performance Measure is an unduplicated homeless person served.

(Services at \$150,000 Grant Level: Services as above will be provided to 50 homeless persons)

(Services at \$100,000 Grant Level: Services as above will be provided to 33 homeless persons)

(Services at \$60,000 Grant Level: Services as above will be provided to 20 homeless persons)

(E1 Services to facilitate homeless housing. (LIFT) (Dept. of Human Services)

Challenge funds will be used to move homeless individuals and families with children into housing. Services will include first month's rent, last month's rent (if necessary), security deposit, utility payments/deposits, household furniture and wares and school/work clothes. Individuals and family members will be served and that there will be some persons with substance abuse and domestic violence disabilities served. Project outcomes will be the acquisition of housing and basic essentials by homeless persons Performance Measure is an unduplicated homeless person served.

(Services at \$150,000 Grant Level: Services as above will be provided to 25 homeless persons)

(Services at \$100,000 Grant Level: Services as above will be provided to 15 homeless persons)

(Services at \$60,000 Grant Level: Services as above will be provided to 10 homeless persons)

SECTION 9 • ABILITY TO COMPLETE ACTIVITIES

9.1 Lee Continuum Florida FY 2006 Challenge Grant - Ability to Complete Activities

Lee Continuum activities submitted for the 2006 Challenge Grant have been selected to allow for completion of each and every activity by the June 30, 2006 deadline. The *Identification of Homeless Clients* process is a very brief action for most programs as clients are drawn from the providers' existing client base. The *Selection of Providers* process is eased with all providers are identified in the initial projects. Initial discussions to speed the *Contracting with Lead Agency* process have already begun. All sub recipients already have contracted with the lead agency for previous projects or have completed screening discussions with the lead agency. The lead agency has already had discussions to speed the *Contracting with DCF* process. Initial scopes of work will be conveyed to the local contract manager in draft form prior to award. *Obtaining Permits/Zoning* is not applicable. *Supplier, construction contracts.* All agencies have contracts and vendor arrangements in place for supplies and medicines. All sub recipients have experience with the lead agency draw process and the *Drawdown Schedule* for each agency will be established in advance to facilitate timely cash payments. *Gather, Report Outcomes.* Activities will maintain continual record keeping for client contacts and outcome reporting for all activities is projected within ninety days following the grant deadline.

SECTION 9 • ABILITY TO COMPLETE ACTIVITIES – Continued

Table 9 Lee Continuum Florida FY 2006 Challenge Grant - Ability to Complete Activities

Task Category	Agency	12/05	3/06	6/06	9/06
<i>Critical Task Timelines</i>					
	Lead Agency - DHS	Sponsor discussions			
	Projects A, B -Salvation Army	Clearance w/ DHS			
	Projects C,D - SWFAS	Clearance w/ DHS			
	Project E - LIFT	Clearance w/ DHS			
Lead Agency Spend. Plan					
	Lead Agency - DHS	Submit on Awd.			
	Projects A, B -Salvation Army	1/2d draw	1/4dra	¼ Final draw 6/1	
	Projects C,D - SWFAS	1/2d draw	1/4dra	¼ Final draw 6/1	
	Project E - LIFT	1/2d draw	1/4dra	¼ Final draw 6/1	
Lead Agency Reporting					
	Lead Agency - DHS				Outcomes Rep.
	Projects A, B -Salvation Army				Outcomes Rep.
	Projects C,D - SWFAS				Outcomes Rep.
	Project E - LIFT				Outcomes Rep.
Selection of Providers					
	Lead Agency - DHS	na			
	Projects A, B -Salvation Army	complete			
	Projects C,D - SWFAS	complete			
	Project E - LIFT	complete			
Status of Subcontracts					
	Lead Agency - DHS	DCF Contract 11/05			
	Projects A, B -Salvation Army	DCF Contract 11/05			
	Projects C,D - SWFAS	DCF Contract 11/05			
	Project E - LIFT	DCF Contract 11/05			
Identification of Clients					
	Lead Agency - DHS				
	Projects A, B -Salvation Army	complete			
	Projects C,D - SWFAS	complete			
	Project E - LIFT	complete			
Timely Spending					
	Lead Agency - DHS	Plan submitted			
	Projects A, B -Salvation Army	Services in place			
	Projects C,D - SWFAS	Services			
	Project E - LIFT	Services			