

Lee County Board Of County Commissioners
Agenda Item Summary

Blue Sheet No. 20061024

1. ACTION REQUESTED/PURPOSE:

Conduct a public hearing to consider elimination of mass transit service for Lee Tran Route 80 – Metro Parkway effective December 21, 2006.

2. WHAT ACTION ACCOMPLISHES:

Compliance with Administrative Code AC-11-15 in which route elimination is considered a major service reduction requiring a public hearing. Meets Federal requirements for soliciting public comment regarding the proposed service reduction.

3. MANAGEMENT RECOMMENDATION:

Staff recommends the elimination of Route 80 – Metro Parkway effective December 21, 2006.

4. Departmental Category:

5:00 PH #7

5. Meeting Date: August 22, 2006

6. Agenda:

- Consent
- Administrative
- Appeals
- Public
- Walk-On

7. Requirement/Purpose: (specify)

- Statute
- Ordinance
- Admin. Code AC-11-15
- Other

8. Request Initiated:

Commissioner
Department Independent
Division Transit
By: Steve Myers, Director

9. Background:

Administrative Code AC-11-15 defines and sets forth guidelines for the solicitation of public comment prior to the implementation of service reductions. As a recipient of federal funding, Lee County Transit is required to conduct public hearing soliciting public comment on the proposed service reduction and to consider these comments before carrying out a major reduction of transportation services. The FY07 budget proposes to eliminate all service on Route 80 – Metro Parkway effective December 21, 2006, including ADA Paratransit Services within ¼ of a mile of Route 80.

FY05 Route 80 carried an average of 5.56 passengers per hour of service, compared to the system average of 15.55 passengers per service hour. The total cost per passenger trip on Route 80 was \$16.61, compared to a system average of \$5.93 per passenger trip. Elimination of this service will result in reduction of \$278,874 in expense in FY07.

Attachment 1 Map of Route 80

- 2 Route 80 Monthly Ridership Comparison to System Wide Ridership
- 3 Six Year History of Passengers Per Hour
- 4 LeeTran Route Performance Table
- 5 Notice of Intent

10. Review for Scheduling:

Department Director	Purchasing or Contracts	Human Resources	Other	County Attorney	Budget Services				County Manager/P.W. Director
					Analyst	Risk	Grants	Mgr.	
<i>Steve Myers</i> 8/2/06				<i>Michael A. ...</i>	<i>8/3/06</i>	<i>8/3/06</i>	<i>8/3/06</i>	<i>8/3/06</i>	<i>8-3-06</i>

11. Commission Action:

- Approved
- Deferred
- Denied
- Other

RECEIVED BY
COUNTY ADMIN: *LL*
8-2-06 2:35 PM
FORWARDED TO:
8/3/06
4pm

Rec. by CoAtty
Date: *8/2/06*
Time: *11:10am*
Forwarded To:
ENR1 ADMIN
8/2/06 11:38am

LEE COUNTY
NOTICE OF INTENT TO CONDUCT A PUBLIC HEARING

TO WHOM IT MAY CONCERN:

NOTICE IS HEREBY GIVEN that on Tuesday, the 22nd day of August 2006, at 5:00 o'clock p.m., in the County Commissioners Meeting Room, Old Lee County Courthouse, 2120 Main Street, Fort Myers, Florida, the Board of County Commissioners of Lee County, Florida, will conduct a public hearing to consider the proposed elimination of mass transit service from LeeTran Route 80 – Metro Parkway, including ADA Paratransit Services within three-quarters (3/4) of a mile of Route 80.

1. This public hearing satisfies Lee County Administrative Code #AC-11-15, "Lee County Transit Route, Fare or Service Change". This code sets forth guidelines for the solicitation of public comment prior to the implementation of service reductions.

2. Interested parties may appear at the meeting in person or through counsel, and be heard with respect to the adoption of the proposed service elimination.

3. Anyone wishing to appeal the decision(s) made by the Board with respect to any matter considered at this meeting, will need a record of the proceedings for such appeal, and may need a verbatim record, to include all testimony and evidence upon which the appeal is to be based.

4. If the proposed service elimination is approved, it will go into effect on December 21, 2006.

5. If you have a disability that will require special assistance or accommodations for your attendance at the public hearing, please call the Lee County Division of Public

Resources at 335-2269 for information.

PLEASE GOVERN YOURSELF ACCORDINGLY.

The text of this Notice is in conformance with Section 125.66, Florida Statutes (2004), and other relevant sections of Florida law.

BOARD OF COUNTY COMMISSIONERS
OF LEE COUNTY, FLORIDA

By: _____
Charlie Green, Ex-Officio Clerk
to the Board of County Commissioners
of Lee County, Florida

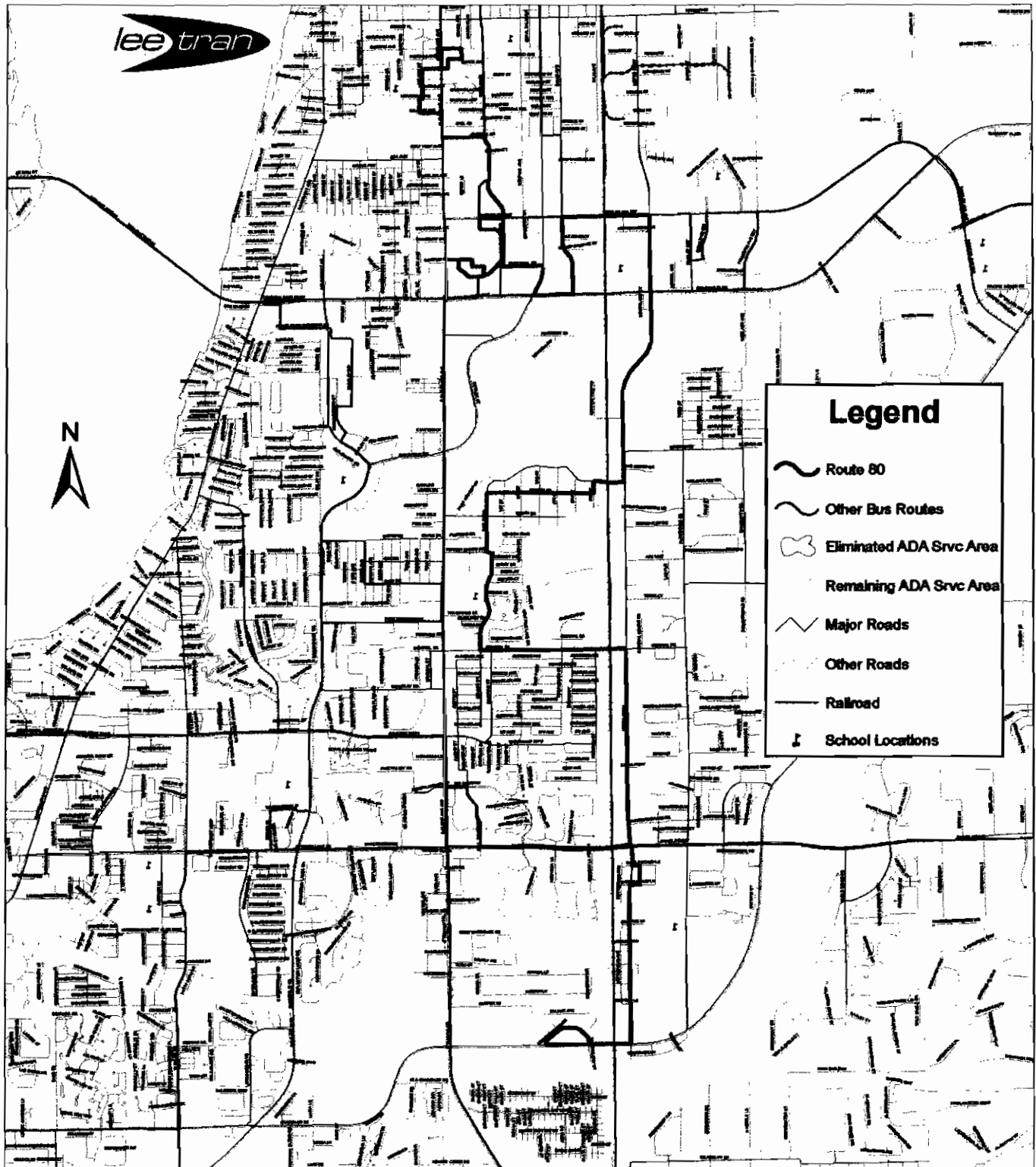
APPROVED AS TO FORM:

By: Melody A. Baines
Office of the County Attorney

Ad Size: 2 x 5

Publishing Dates: August 8th &
August 15th

Route 80 - Metro Parkway



Legend

- Route 80
- Other Bus Routes
- Eliminated ADA Srvc Area
- Remaining ADA Srvc Area
- Major Roads
- Other Roads
- Railroad
- School Locations

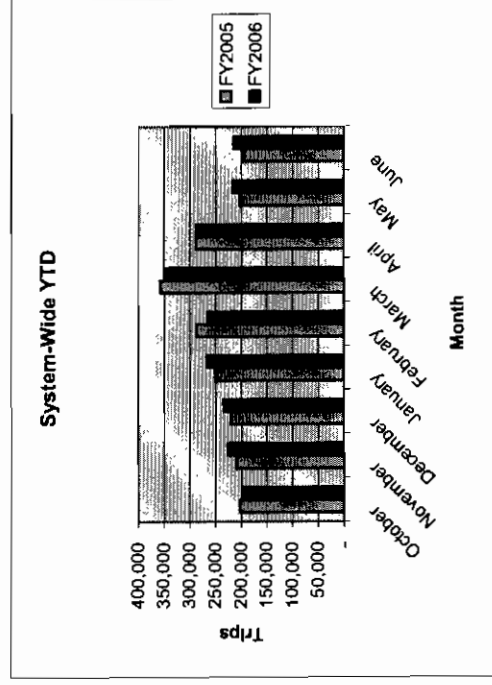
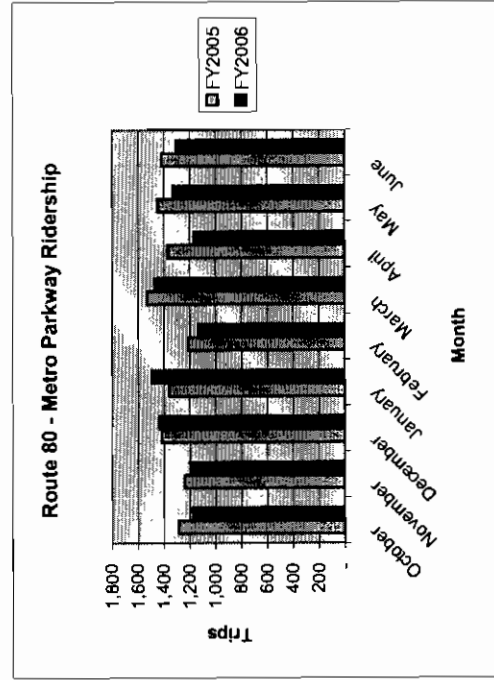


Route 80 - Metro Parkway originates at South Trail Public and provides service to Bonaire Towers, Edison mall and medical facilities on Evans Avenue and Winder Avenue. Service continues on Metro Parkway between Winder and Daniels with service to Page Park and the Villas. Route 80 ends at the Bell Tower Shops.

Attachment 2 Route 80 - Metro Parkway Monthly Ridership Comparison

80 ONLY		October	November	December	January	February	March	April	May	June	YTD Total	Average Daily Ridership
MONTH		1,284	1,237	1,416	1,360	1,208	1,527	1,370	1,446	1,416	12,264	63.54
FY2005		1,174	1,195	1,433	1,490	1,132	1,471	1,164	1,328	1,303	11,690	61.20
Percent Change		-8.57%	-3.40%	1.20%	9.56%	-6.29%	-3.67%	-15.04%	-8.16%	-7.98%	-4.68%	-3.68%

SYSTEM-WIDE		October	November	December	January	February	March	April	May	June	YTD Total
MONTH		201,496	208,542	219,710	249,823	286,492	356,539	287,167	202,153	193,786	2,205,708
FY2005		194,772	225,251	233,462	266,744	264,477	349,119	287,071	215,688	213,893	2,250,477
Percent Change		-3.34%	8.01%	6.26%	6.77%	-7.68%	-2.08%	-0.03%	6.70%	10.38%	2.03%



Attachment 3 Passengers Per Hour A Six Year History



System-Wide			
<u>Fiscal Year</u>	<u>Total Passenger Trips</u>	<u>Total Revenue Hours</u>	<u>Total Passengers Per Hour</u>
2000	2,271,574	182,064	12.48
2001	2,318,342	175,825	13.19
2002	2,240,545	186,290	12.03
2003	2,335,842	178,104	13.12
2004	2,512,886	168,883	14.88
2005	2,827,240	178,601	15.83

Route 80			
<u>Fiscal Year</u>	<u>Route 80 Passenger Trips</u>	<u>Route 80 Revenue Hours</u>	<u>Route 80 Passengers Per Hour</u>
2000	31,016	4,685	6.62
2001	34,107	4,504	7.57
2002	20,241	4,310	4.70
2003	18,146	4,199	4.32
2004	18,047	3,574	5.05
2005	16,790	3,020	5.56
	-46%	-36%	

Attachment 4

FY 2005

LeeTran

Route Performance



Pine Island	160	692	570.72	1.21	41,890.85	60.54	\$453.29	16,564.80	3,577.64
LARC	1000	7,210	2,413.00	2.99	222,840.55	30.91	\$0.00	11,116.00	37,275.70
San Carlos Park	60	16,893	4,611.96	3.66	425,914.51	25.21	\$10,258.53	95,505.73	87,336.81
Metro Parkway	80	16,790	3,019.75	5.56	278,873.91	16.61	\$8,217.98	42,194.26	86,804.30
Special Trips	999	14,425	2,236.21	6.45	206,513.99	14.32	\$0.00	3,269.00	74,577.25
Bonita Springs	150	25,500	3,345.25	7.62	308,933.84	12.12	\$59.66	62,789.93	131,835.00
Santa Barbara Boulevard	40	37,001	4,261.16	8.68	393,518.13	10.64	\$26,587.72	69,185.52	191,295.17
North Fort Myers	90	91,463	9,655.15	9.47	891,653.10	9.75	\$58,399.22	194,435.38	472,863.71
Daniels Parkway/Summerlin Road	50	98,388	9,991.59	9.85	922,723.34	9.38	\$58,615.09	203,124.40	508,665.96
Cape Coral Parkway	30	91,863	9,311.31	9.87	859,899.48	9.36	\$55,966.54	147,234.13	474,931.71
Bonita Trolley	450	19,485	1,781.76	10.94	164,543.54	8.44	\$5,034.20	30,732.80	100,737.45
Veterans Parkway/Country Club Boulevard	120	58,651	5,351.09	10.96	494,173.16	8.43	\$37,307.40	94,562.37	303,225.67
South Fort Myers	130	108,305	8,049.06	13.46	743,330.69	6.86	\$71,242.67	128,112.46	559,936.85
Broadway Avenue/Tice	15	74,619	5,514.34	13.53	509,249.30	6.82	\$42,915.52	76,296.19	385,780.23
M.L.K. Boulevard	20	125,806	8,592.94	14.64	793,558.01	6.31	\$67,283.11	108,001.97	650,417.02
Lehigh Acres	110	74,296	4,988.75	14.89	460,711.06	6.20	\$49,880.94	115,103.51	384,110.32
Del Prado Boulevard	70	162,746	9,814.79	16.58	906,395.86	5.57	\$101,548.42	167,247.46	841,396.82
Palm Beach Boulevard	100	215,313	12,639.88	17.03	1,167,292.92	5.42	\$145,866.00	248,494.80	1,113,168.21
Dunbar	10	159,122	9,108.69	17.47	841,187.52	5.29	\$79,518.34	133,431.41	822,660.74
US 41	140	897,705	47,358.55	18.96	4,373,562.09	4.87	\$540,440.08	648,860.51	4,641,134.85
Fort Myers Beach Trolley	400	295,363	13,222.65	22.34	1,221,111.73	4.13	\$75,631.15	222,365.13	1,527,026.71
TOTAL FY05		2,826,255	181,715	15.55	16,770,529	5.93	\$1,440,221.12	2,883,168	14,608,160.71