

BOARD OF PORT COMMISSIONERS OF THE LEE COUNTY PORT AUTHORITY

1. WORDING FOR AGENDA:
Request Board approve the Actual Fiscal Year 2005-2006 Rates and Fees for the Southwest Florida International Airport and any refunds and rebates payable to the airlines, as required by the Amended and Restated Airport Use Agreement.

2. SUBJECT CATEGORY:
Budgeting, Purchases, Contracts, and Agreements

A14A

3. MEETING DATE: DEC 12 2006

4. AGENDA:

CONSENT
 ADMINISTRATIVE
 APPEALS
 PUBLIC

TIME REQUIRED:
(Public Only)

5. REQUIREMENT/PURPOSE:
(Specify)

STATUTE
 ORDINANCE
 ADMIN.CODE
 OTHER

6. REQUESTOR OF INFORMATION:

A. (ALL REQUESTS)
 NAME Benjamin R. Siegel
 DIV. Administration

B. (PUBLIC ONLY)
 CITIZEN NAME _____
 CITIZEN PHONE _____

7. BACKGROUND:
Pursuant to the Southwest Florida International Airport's Amended and Restated Airport Use Agreement, the Airport's rates and charges must be recalculated annually using actual revenues received and actual expenditures paid. Any variance between the budgeted fees and actual fees are to be paid (or collected from) the airlines. Additionally, those airlines which have signed the aforementioned agreement are entitled to a rebate of the debt service coverage collected during the year, less any amounts required to be deposited in other funds, pursuant to the procedures set forth in the Agreement.


8. RECOMMENDED ACTION:
Recommend Board approve the Actual Fiscal Year 2005-2006 Rates and Fees for the Southwest Florida International Airport and any refunds and rebates payable to the airlines, as required by the Airport's Amended and Restated Airport Use Agreement.

9. RECOMMENDED APPROVAL

DIVISION DIRECTOR	GENERAL SERVICES	FINANCE	PORT ATTORNEY	EXECUTIVE DIRECTOR
				

10. SPECIAL MANAGEMENT COMMITTEE ACTION:



APPROVED *11-22-06*
 DENIED
 DEFERRED
 OTHER


Chairman

11. PORT AUTHORITY ACTION:

APPROVED
 DENIED
 DEFERRED
 OTHER

LEE COUNTY PORT AUTHORITY



Actual Rates & Fees

Refunds & Rebates

Southwest Florida International Airport

Fiscal Year 2005-2006



**LEE COUNTY PORT AUTHORITY
BUDGETED VS ACTUAL VARIANCE REPORT
REFUNDS AND REBATES
FISCAL YEAR 2005/2006**

	<u>Budget</u>	<u>Actual</u>	<u>Dollar Variance</u>	<u>Percent</u>
RSW EXPENDITURES				
Personnel	20,110,918	20,997,996	887,078	4.41%
Operating	24,088,867	27,048,304	2,959,437	12.29%
Capital	937,290	505,036	-432,254	-46.12%
Renewal and Replacement Transfer	500,000	48,976	-451,024	-90.20%
Capital Improvement Transfer	500,000	500,000	0	0.00%
Debt Service	26,128,203	25,975,420	-152,783	-0.58%
Debt Service Coverage	6,532,051	6,493,855	-38,196	-0.58%
TOTAL EXPENDITURES	<u>\$78,797,329</u>	<u>\$81,569,587</u>	<u>\$2,772,258</u>	<u>3.52%</u>
OTHER NON-AIRLINE REVENUES				
Terminal Revenues	16,443,718	19,043,749	2,600,031	15.81%
Fuel System	1,345,416	1,502,405	156,989	11.67%
Terminal Front	28,606,901	30,239,534	1,632,633	5.71%
Airfield & Land Rent	3,029,399	3,278,714	249,315	8.23%
Investment Income	1,679,691	1,883,069	203,378	12.11%
TOTAL NON-AIRLINE REVENUES	<u>\$51,105,125</u>	<u>\$55,947,471</u>	<u>\$4,842,346</u>	<u>9.48%</u>
Net Amounts Due From Airlines	<u>\$27,692,204</u>	<u>\$25,622,116</u>	<u>-\$2,070,088</u>	<u>-7.48%</u>
Amounts Due From Airlines by Category				
Gate	8,457,718	8,791,976	334,258	3.95%
Baggage	5,510,065	5,516,690	6,625	0.12%
Exclusive Space	8,472,541	6,743,522	-1,729,019	-20.41%
Landing Fees	5,155,695	4,437,886	-717,809	-13.92%
Cargo Building Revenues	96,184	132,043	35,859	37.28%
TOTAL	<u>\$27,692,203</u>	<u>\$25,622,116</u>	<u>-\$2,070,087</u>	<u>-7.48%</u>
RATES & STATISTICS				
Landing Fee (Per 1000 lbs)	1.291	1.177	-0.114	-8.84%
Terminal Square Footage Rate	73.379	69.876	-3.503	-4.77%
Cargo Building Square Footage Rate	9.284	14.305	5.021	54.09%
Total Rate Based Enplaned Passengers	3,461,356	3,228,493	-232,863	-6.73%
Total Passengers	7,742,084	7,553,025	-189,059	-2.44%
Total Rate Base Landed Weight (X 1000 lbs)	3,992,925	3,770,708	-222,217	-5.57%

**LEE COUNTY PORT AUTHORITY
CALCULATION OF LANDING FEE RATE
FISCAL YEAR 2005/2006**

TERMINAL REVENUE

GATE AREA CHARGES	\$8,791,976
BAGGAGE CLAIM FEES	\$5,516,690
EXCLUSIVE SPACE FEES	<u>\$6,743,522</u>

TOTAL AUA CHARGES	\$21,052,188
OTHER TERMINAL REVENUE	<u>\$19,043,749</u>

TOTAL TERMINAL REVENUE **\$40,095,937**

CARGO BUILDING REVENUE	\$132,043
FUEL SYSTEM REVENUE	\$1,502,405

OTHER RSW REVENUES

TERMINAL FRONT	\$30,239,534
AIRFIELD & LAND RENT	\$3,278,714

TOTAL OTHER RSW REVENUES **\$33,518,248**

P/A JOINT VENTURE REVENUES	\$0
Venture Project Surplus	\$0 \$0

INVESTMENT INCOME	\$1,883,069
-------------------	-------------

TOTAL REVENUE - RSW **\$77,131,701**

LANDING FEE RATE:

I = INVESTMENT SERVICE	\$32,469,275
E = AIRPORT EXPENDITURES	\$49,100,312
V = TOTAL REVENUE RSW	\$77,131,701
W = LANDED WEIGHT	3,770,708 lbs.

TOTAL BASE FOR LANDING FEES	\$4,437,886
-----------------------------	-------------

LANDING FEE PER THOUSAND POUNDS
(I+E-V)/W

\$1.177

**LEE COUNTY PORT AUTHORITY
CALCULATION OF AIRLINE SPACE RENT
FISCAL YEAR 2005/2006**

TERMINAL USE FEE RATE

IT = TERMINAL INVESTMENT SERVICE	\$16,542,675
ET = TERMINAL OPERATING EXPENDITURES	\$23,553,262
VT = TERMINAL OPERATING REVENUE	(\$19,043,749)

TOTAL BASE - SPACE RENTS (IT+ET-VT) \$21,052,188

FG = SQUARE FEET IN GATE AREA	125,823 sq.ft.
FJ = SQUARE FEET IN BAGGAGE AREA	78,950 sq.ft.
FE = SQUARE FEET IN AIRLINE EXCLUSIVE SPACE	96,507 sq.ft.

FT = TOTAL SQUARE FOOTAGE 301,280 sq.ft.

RT = TERMINAL USE FEE RATE (IT+ET-VT)/FT **\$69.876**

GATE AREA CHARGES	\$8,791,976
BAGGAGE CLAIM FEES	\$5,516,690
EXCLUSIVE SPACE FEES	\$6,743,522

TOTAL \$21,052,188

**LEE COUNTY PORT AUTHORITY
 DISTRIBUTION OF INVESTMENT SERVICE TO COST CENTERS
 FISCAL YEAR 2005/2006**

DEBT SERVICE	\$25,975,420
DEBT SERVICE COVERAGE	<u>\$6,493,855</u>
I = INVESTMENT SERVICE	<u>\$32,469,275</u>
INVESTMENT SERVICE OF TERMINAL BUILDING	
I = INVESTMENT SERVICE	\$32,469,275
CT = NET COST OF TERMINAL BUILDING	\$162,246,550
C = NET COST OF AIRPORT	\$318,450,789
AT = AMORTIZATION ALLOCABLE TO THE TERMINAL	<u>\$0</u>
INVESTMENT SERVICE OF TERMINAL BUILDING	
IT = (CT/CxI)+AT	<u>\$16,542,675</u>
INVESTMENT SERVICE OF CARGO BUILDING	
I = INVESTMENT SERVICE	\$32,469,275
CK = NET COST OF CARGO BUILDING	\$757,868
C = NET COST OF AIRPORT	\$318,450,789
AK = AMORTIZATION ALLOCABLE TO CARGO BUILDING	\$0
IK = (CK/CxI)+AK	<u>\$77,272</u>

**LEE COUNTY PORT AUTHORITY
CALCULATION OF CARGO BUILDING USE RATES
FISCAL YEAR 2005/2006**

IK = INVESTMENT SERVICE CARGO BUILDING	\$77,272
M = EXPENDITURES	\$83,128
VT = REVENUE	\$28,358
TOTAL BASE - CARGO BUILDING FEES	<u>\$132,043</u>
FK = TOTAL SQUARE FEET - CARGO BUILDING	9,230
CARGO BUILDING USE FEE RATE (IK+M-VT)/FK	\$14.305

LEE COUNTY PORT AUTHORITY
ACTUAL REVENUES FROM SOURCES OTHER THAN AIRLINES
FISCAL YEAR 2005/2006

<u>REVENUE SOURCE</u>	<u>TOTAL RSW</u>	<u>TERMINAL</u>	<u>TERMINAL FRONT</u>	<u>AIRFIELD</u>
RENTAL CAR FEES	15,939,802	3,187,960	12,751,842	
RENTAL CAR BUILDING RENT	1,080,736			1,080,736
RENTAL CAR FACILITY CHARGE	3,734,929	746,986	2,987,943	
PASSENGER FACILITY CHARGE	2,726,057	2,726,057		
OFF AP RENTAL CAR FEES	128,426	25,685		102,741
OFF AP RENTAL CAR PERMITS	880	880		
RESTAURANT/CATERING	2,299,605	2,299,605		
PARKING LOTS	13,819,061		13,819,061	
PAY PHONES	10,730	10,730		
GROUND TRANSPORTATION	11,145	11,145		
COURTESY PERMIT/TRIP	197,790	197,790		
TAXI PERMIT/TRIP	116,347	116,347		
CHARTER BUS FEES	6,051	6,051		
RSW PROVIDER PERMIT	21,970	21,970		
ADVERTISING	660,174	660,174		
MISC TERMINAL CONCESSIONS	2,699,627	2,699,627		
SPACE RENT COMMERCIAL	265,602	265,602		
TERMINAL SPACE RENT	1,204,073	1,204,073		
LAND RENT COMMERCIAL	680,688		680,688	
JET BRIDGE FEES	669,122	669,122		
400 MHz	196,308	196,308		
UTILITY INCOME	90,150	90,150		
SECURITY INCOME	213,390	213,390		
CARGO LANDING FEES	318,135			318,135
PRIVILEGE FEES	769,375			769,375
TENANT CARGO BUILDING RENTAL	28,358			28,358
FACILITY USE CHARGE	532,278	532,278		
3RD PARTY CARGO FEE	71,494			71,494
MISC LANDING FEES	768,649			768,649
TERMINAL USE FEE	2,689,186	2,689,186		
CARGO RAMP USER FEE	139,226			139,226
MISC REVENUE	108,254	108,254		
MISC REVENUE - CANINE REIMBURSEMENT	166,743	166,743		
MISC REVENUE-ADMIN	158,803	158,803		
MISC REVENUE-POLICE	7,273	7,273		
MISC REVENUE-CFR	258	258		
MISC REVENUE-FACILITIES	12,326	12,326		
LATE FEES	18,977	18,977		
	\$52,561,997	\$19,043,749	\$30,239,534	\$3,278,714

**LEE COUNTY PORT AUTHORITY
DISTRIBUTION OF OPERATING EXPENDITURES
FISCAL YEAR 2005/2006**

	AIRPORTS TOTAL	ALLOCABLE	TOTAL RSW	TERMINAL	CARGO	AIRFIELD
PERSONNEL EXPENDITURES						
EXECUTIVE DIRECTOR	615,730	615,730	0	0	0	0
ADMINISTRATION	4,021,126	4,021,126	0	0	0	0
DEVELOPMENT	1,787,003	178,700	1,608,303	723,736	0	884,567
AVIATION SERVICES	14,574,137	235,338	14,338,799	6,379,362	58,835	7,900,602
TOTAL	20,997,996	5,050,894	15,947,101	7,103,098	58,835	8,785,169
OTHER EXPENDITURES						
COUNTY SERVICES	412,435	412,435				
MATERIAL/SUPPLIES	3,483,752	613,493	2,870,259	1,318,337	0	1,551,922
CONTRACTED SERVICES	10,000,556	122,952	9,877,604	4,075,018	0	5,802,585
INSURANCE	4,134,958	0	4,134,958	2,480,975	0	1,653,983
UTILITIES	4,407,168	0	4,407,168	2,564,551	24,293	1,818,324
OTHER	4,658,412	2,213,851	2,444,562	1,551,954	0	892,608
CAPITAL OUTLAY	1,005,036	0	1,005,036	252,518	0	752,518
TOTAL	49,100,312	8,413,625	40,686,687	19,346,450	83,128	21,257,110
ADD ALLOCATIONS		(8,413,625)	8,413,625	4,206,812		4,206,812
GRAND TOTAL	\$49,100,312	\$0	\$49,100,312	\$23,553,262	\$83,128	\$25,463,922

**LEE COUNTY PORT AUTHORITY
ACTUAL EXPENDITURES
FY 2005/2006**

EXECUTIVE

Port Boards	28,854
Executive Director	631,573
Legal Services	133,646
Total Executive Director	794,073

ADMINISTRATION

Marketing	496,888
Finance	2,122,547
General Services	5,218,518
Information Technology	1,590,112
Property Management	516,679
Public Relations	647,832
Human Resources	791,769
Total Administration	11,384,344

DEVELOPMENT

Development	1,890,366
Non-Departmental	1,861,866
Total Development	3,752,232

AVIATION

Aviation	383,491
Security	980,018
Aircraft Rescue	3,514,773
Airport Maintenance	12,456,057
Operations	1,418,763
Contract Maintenance	9,507,271
Airport Communications	954,277
Police	3,042,577
Total Operations/Safety	32,257,227
Grand Total	\$48,187,877

**LEE COUNTY PORT AUTHORITY
ACTUAL EXPENDITURES
FY 2005/2006**

SALARIES & FRINGE

ALLOC TERM CARGO AIRFIELD

EXECUTIVE

Port Boards	0	0	0	0
Executive Director	549,599	0	0	0
Legal Services	66,131	0	0	0
Total Executive Director	615,730	0	0	0

ADMINISTRATION

Marketing	274,864	0	0	0
Finance	938,835	0	0	0
General Services	791,766	0	0	0
Information Technology	700,169	0	0	0
Property Management	272,204	0	0	0
Public Relations	374,035	0	0	0
Human Resources	669,253	0	0	0
Total Administration	4,021,126	-	-	-

DEVELOPMENT

Development	178,700	723,736	0	884,567
Non-Departmental	0	0	0	0
Total Development	178,700	723,736	0	884,567

AVIATION

Aviation	0	184,335	0	184,335
Security	0	222,671	0	668,013
Aircraft Rescue	0	1,023,717	0	2,388,674
Airport Maintenance	224,389	2,804,863	56,097	1,589,422
Operations	0	335,408	0	1,006,223
Contract Maintenance	10,949	38,779	2,737	175,647
Airport Communications	0	345,191	0	345,191
Police	0	1,424,398	0	1,543,098
Total Operations/Safety	235,338	6,379,362	58,835	7,900,602
Grand Total	\$5,050,894	\$7,103,098	\$58,835	\$8,785,169

**LEE COUNTY PORT AUTHORITY
ACTUAL EXPENDITURES
FY 2005/2006**

**MATERIALS & SUPPLIES
ALLOC TERM AIRFIELD**

EXECUTIVE

Port Boards	14,544	0	0
Executive Director	40,861	0	0
Legal Services	3,683	0	0
Total Executive Director	59,089	0	0

ADMINISTRATION

Marketing	0	50,716	50,716
Finance	75,306	0	0
General Services	68,645	0	0
Information Technology	0	0	185,525
Property Management	5,785	0	0
Public Relations	153,443	0	0
Human Resources	18,484	0	0
Total Administration	321,663	50,716	236,242

DEVELOPMENT

Development	0	15,884	24,760
Non-Departmental	2,818	0	0
Total Development	2,818	15,884	24,760

AVIATION

Aviation	0	0	2,171
Security	0	0	46,570
Aircraft Rescue	0	30,562	49,398
Airport Maintenance	228,420	1,195,749	1,117,454
Operations	0	0	46,830
Contract Maintenance	1,504	2,506	6,014
Airport Communications	0	2,187	1,751
Police	0	20,733	20,733
Total Operations/Safety	229,924	1,251,736	1,290,921
Grand Total	\$613,493	\$1,318,337	\$1,551,922

**LEE COUNTY PORT AUTHORITY
ACTUAL EXPENDITURES
FY 2005/2006**

**CONTRACTED SERVICES
ALLOC TERM AIRFIELD**

EXECUTIVE

Port Boards	4,133	0	0
Executive Director	0	0	0
Legal Services	0	0	0
Total Executive Director	4,133	0	0

ADMINISTRATION

Marketing	575	0	0
Finance	4,320	0	0
General Services	12,540	0	0
Information Technology	0	47,105	549,311
Property Management	0	0	0
Public Relations	50,363	0	0
Human Resources	8,692	0	0
Total Administration	76,490	47,105	549,311

DEVELOPMENT

Development	7,396	475	712
Non-Departmental	0	0	657,521
Total Development	7,396	475	658,233

AVIATION

Aviation	0	0	285
Security	0	0	41,577
Aircraft Rescue	0	4,332	3,544
Airport Maintenance	34,421	346,120	725,710
Operations	512	7,123	15,721
Contract Maintenance	0	3,665,489	3,803,830
Airport Communications	0	3,339	3,339
Police	0	1,035	1,035
Total Operations/Safety	34,933	4,027,438	4,595,041
Grand Total	\$122,952	\$4,075,018	\$5,802,585

**LEE COUNTY PORT AUTHORITY
ACTUAL EXPENDITURES
FY 2005/2006**

INSURANCE

ALLOC TERM CARGO AIRFIELD

EXECUTIVE

Port Boards	0	0	0	0
Executive Director	0	0	0	0
Legal Services	0	0	0	0
Total Executive Director	0	0	0	0

ADMINISTRATION

Marketing	0	0	0	0
Finance	0	0	0	0
General Services	0	2,480,975	0	1,653,983
Information Technology	0	0	0	0
Property Management	0	0	0	0
Public Relations	0	0	0	0
Human Resources	0	0	0	0
Total Administration	-	2,480,975	-	1,653,983

DEVELOPMENT

Development	0	0	0	0
Non-Departmental	0	0	0	0
Total Development	0	0	0	0

AVIATION

Aviation	0	0	0	0
Security	0	0	0	0
Aircraft Rescue	0	0	0	0
Airport Maintenance	0	0	0	0
Operations	0	0	0	0
Contract Maintenance	0	0	0	0
Airport Communications	0	0	0	0
Police	0	0	0	0
Total Operations/Safety	0	0	0	0
Grand Total	\$0	\$2,480,975	\$0	\$1,653,983

**LEE COUNTY PORT AUTHORITY
ACTUAL EXPENDITURES
FY 2005/2006**

UTILITIES

ALLOC TERM CARGO AIRFIELD

EXECUTIVE

Port Boards	0	0	0	0
Executive Director	0	0	0	0
Legal Services	0	0	0	0
Total Executive Director	0	0	0	0

ADMINISTRATION

Marketing	0	0	0	0
Finance	0	0	0	0
General Services	0	0	0	0
Information Technology	0	0	0	92,164
Property Management	0	0	0	0
Public Relations	0	0	0	0
Human Resources	0	0	0	0
Total Administration	-	-	-	92,164

DEVELOPMENT

Development	0	0	0	0
Non-Departmental	0	0	0	0
Total Development	0	0	0	0

AVIATION

Aviation	0	0	0	0
Security	0	0	0	0
Aircraft Rescue	0	19	0	19
Airport Maintenance	0	2,437,410	24,288	1,599,285
Operations	0	0	0	0
Contract Maintenance	0	565	5	299
Airport Communications	0	126,557	0	126,557
Police	0	0	0	0
Total Operations/Safety	0	2,564,551	24,293	1,726,160
Grand Total	\$0	\$2,564,551	\$24,293	\$1,818,324

LEE COUNTY PORT AUTHORITY ACTUAL EXPENDITURES FY 2005/2006	OTHER		
	ALLOC	TERM	AIRFIELD
EXECUTIVE			
Port Boards	10,178	0	0
Executive Director	41,112	0	0
Legal Services	63,832	0	0
Total Executive Director	115,122	0	0
ADMINISTRATION			
Marketing	64	59,942	60,011
Finance	599,051	0	0
General Services	210,609	0	0
Information Technology	3,252	194	12,390
Property Management	238,690	0	0
Public Relations	69,991	0	0
Human Resources	95,340	0	0
Total Administration	1,216,996	60,136	72,402
DEVELOPMENT			
Development	6,042	15,813	32,281
Non-Departmental	858,499	0	343,029
Total Development	864,541	15,813	375,310
AVIATION			
Aviation	3,644	182	8,537
Security	540	260	386
Aircraft Rescue	909	7,480	6,120
Airport Maintenance	7,292	36,150	28,988
Operations	1,489	0	5,459
Contract Maintenance	993	1,417,239	380,714
Airport Communications	-183	174	174
Police	2,507	14,519	14,519
Total Operations/Safety	17,192	1,476,005	444,897
Grand Total	\$2,213,851	\$1,551,954	\$892,608

**LEE COUNTY PORT AUTHORITY
ACTUAL EXPENDITURES
FY 2005/2006**

**CAPITAL
ALLOC TERM AIRFIELD**

EXECUTIVE

Port Boards	0	0	0
Executive Director	0	0	0
Legal Services	0	0	0
Total Executive Director	0	0	0

ADMINISTRATION

Marketing	0	0	0
Finance	0	252,518	752,518
General Services	0	0	0
Information Technology	0	0	0
Property Management	0	0	0
Public Relations	0	0	0
Human Resources	0	0	0
Total Administration	-	252,518	752,518

DEVELOPMENT

Development	0	0	0
Non-Departmental	0	0	0
Total Development	0	0	0

AVIATION

Aviation	0	0	0
Security	0	0	0
Aircraft Rescue	0	0	0
Airport Maintenance	0	0	0
Operations	0	0	0
Contract Maintenance	0	0	0
Airport Communications	0	0	0
Police	0	0	0
Total Operations/Safety	0	0	0
Grand Total	\$0	\$252,518	\$752,518

**LEE COUNTY PORT AUTHORITY
LANDED WEIGHTS (X1000)
FISCAL YEAR 2005/2006**

<u>AIRLINE</u>	<u>OCT</u>	<u>NOV</u>	<u>DEC</u>	<u>JAN</u>	<u>FEB</u>	<u>MAR</u>	<u>APR</u>	<u>MAY</u>	<u>JUN</u>	<u>JUL</u>	<u>AUG</u>	<u>SEP</u>	<u>TOTALS</u>
AIRTRAN	13,959.0	19,800.0	24,057.0	26,532.0	26,928.0	34,048.0	33,285.0	20,889.0	17,424.0	18,117.0	17,523.0	18,513.0	271,075.0
AMERICAN	8,612.0	15,356.0	21,475.6	23,393.5	27,547.0	31,753.5	22,997.0	24,955.5	20,316.6	16,322.0	16,449.5	16,715.2	245,893.4
AMERICAN TRANS AIR	13,557.3	15,670.9	21,214.9	11,463.8	0	0	0	0.0	0.0	0.0	0.0	0.0	61,906.9
CONTINENTAL	18,442.0	31,986.0	36,566.0	32,714.0	33,046.0	46,529.0	42,762.0	24,822.0	22,575.0	23,400.0	22,513.0	16,317.0	351,672.0
DELTA	54,172.0	63,247.0	56,782.0	58,806.0	53,816.0	60,255.0	57,861.9	42,303.0	37,163.2	39,183.0	38,348.0	42,104.0	604,041.1
INDEPENDENCE	4,133.6	4,547.0	4,271.4	688.9	0.0	0.0	0.0	0.0	0.0	0.0	0.0	0.0	13,640.9
jetBlue	31,141.8	39,247.2	43,655.4	38,930.0	48,593.0	58,256.0	58,560.0	28,720.0	25,380.0	26,085.0	26,226.0	26,063.0	450,857.4
NORTHWEST	34,543.2	38,068.0	44,698.4	37,477.2	39,814.6	53,144.4	45,494.1	20,130.8	13,170.0	13,281.0	15,026.4	18,769.2	373,617.3
SOUTHWEST	32,720.0	33,868.0	35,532.0	34,928.0	31,750.0	35,168.0	33,258.0	34,108.0	33,002.0	34,080.0	33,286.0	33,442.0	405,142.0
SPIRIT	15,600.0	21,969.5	22,118.5	23,760.0	23,339.2	31,787.3	30,643.3	13,795.8	13,117.4	13,073.1	13,243.8	12,595.9	235,043.8
US AIRWAYS	24,505.0	36,926.8	41,463.8	47,930.5	48,377.3	58,589.0	53,043.5	40,288.8	40,153.0	41,528.6	41,869.9	34,752.8	509,429.0
USA 3000	16,921.6	16,495.0	19,765.5	25,737.8	22,040.7	24,711.9	21,187.5	21,045.3	19,907.7	19,765.5	19,907.7	20,903.1	248,389.3
RATE BASE TOTAL	268,307.5	337,181.4	371,600.5	362,361.7	355,251.8	434,242.1	399,092.3	271,058.2	242,208.9	244,835.2	244,393.3	240,175.2	3,770,708.1
AEROMEXICO	0.0	0.0	0.0	0.0	0.0	0.0	0.0	0.0	0.0	0.0	0.0	140.0	140.0
AIR CANADA	413.0	2,788.0	4,871.9	4,906.7	4,409.8	4,818.3	2,070.0	0.0	0.0	0.0	0.0	0.0	24,277.7
ALLEGIAN AIRLINES	0.0	0.0	0.0	0.0	0.0	0.0	0.0	0.0	279.0	0.0	279.0	0.0	558.0
AMERICAN EAGLE	4,412.0	4,935.0	4,512.0	4,512.0	4,324.0	4,606.0	4,371.0	4,975.5	4,462.3	4,518.5	4,646.0	4,283.2	54,557.5
AMERICAN TRANS AIR	0.0	0.0	0.0	0.0	8,695.0	9,614.0	7,283.0	0.0	0.0	0.0	0.0	0.0	25,592.0
AMERIJET	0.0	0.0	0.0	0.0	0.0	0.0	0.0	0.0	0.0	0.0	0.0	161.0	161.0
CAPE AIR	793.6	1,494.2	1,835.2	2,083.2	2,176.2	2,114.2	2,039.8	1,475.6	347.2	353.4	353.4	756.4	15,822.4
CHAUTAUQUA	3,780.8	3,903.1	2,675.8	2,635.0	2,380.0	3,655.0	3,779.1	2,635.0	595.0	0.0	0.0	42.5	26,081.3
COMAIR	4,089.0	8,178.0	8,789.0	8,319.0	8,507.0	9,823.0	8,131.0	5,828.0	7,473.0	9,588.0	8,883.0	3,243.0	90,851.0
COMPANNIA PANAMENA	0.0	0.0	0.0	0.0	0.0	0.0	0.0	0.0	0.0	0.0	144.0	0.0	144.0
CONDOR	2,880.0	2,560.0	2,880.0	2,880.0	2,560.0	2,880.0	2,880.0	2,560.0	2,880.0	2,880.0	2,880.0	2,560.0	33,280.0
CONTINENTAL EXPRESS	2,210.0	1,445.0	1,700.0	1,870.0	1,615.0	1,615.0	1,487.5	1,827.5	1,445.0	1,275.0	595.0	1,062.5	18,147.5
FRONTIER	1,350.0	2,430.0	4,455.0	4,455.0	3,780.0	4,995.0	3,510.0	1,620.0	2,295.0	2,430.0	1,485.0	1,215.0	34,020.0
GULFSTREAM	0.0	0.0	0.0	0.0	0.0	0.0	0.0	0.0	515.2	982.1	450.8	0.0	1,948.1
LTU	6,837.0	6,837.0	6,440.0	5,635.0	5,249.0	7,267.0	6,804.0	7,146.0	6,749.0	6,749.0	7,565.0	6,782.0	80,060.0
MIAMI AIR	0.0	0.0	0.0	0.0	0.0	144.0	0.0	864.0	0.0	0.0	0.0	0.0	1,008.0
MIDWEST	3,770.0	3,900.0	6,240.0	8,060.0	7,280.0	8,060.0	7,800.0	0.0	0.0	110.0	0.0	0.0	45,220.0
PINNACLE	0.0	0.0	0.0	1,316.0	705.0	0.0	0.0	0.0	0.0	0.0	470.0	1,410.0	3,901.0
RYAN	412.0	206.0	309.0	309.0	412.0	206.0	721.0	412.0	206.0	412.0	309.0	748.0	4,662.0
SUN COUNTRY	4,320.0	7,776.0	8,064.0	7,776.0	7,488.0	8,496.0	7,649.0	4,464.0	4,320.0	4,464.0	4,464.0	4,320.0	73,601.0
SHUTTLE AMERICA	2,241.6	2,964.7	1,373.9	0.0	0.0	0.0	0.0	2,097.0	2,097.0	2,241.6	2,169.4	2,024.7	17,209.9
UNITED	0.0	0.0	3,366.0	7,161.0	9,031.0	10,539.0	10,527.0	1,166.0	0.0	143.0	0.0	135.0	42,068.0
WESTJET	1,280.0	2,192.0	2,304.0	2,320.0	2,048.0	2,169.0	2,297.0	0.0	0.0	0.0	0.0	0.0	14,610.0
NON RATE BASE TOTAL	38,789.0	51,609.0	59,815.8	64,237.9	70,660.0	81,001.5	71,349.4	37,070.6	33,663.7	36,146.6	34,693.6	28,883.3	607,920.4
AIRBORNE EXPRESS	2,346.0	2,645.0	2,642.0	2,346.0	2,652.0	2,549.0	2,142.0	2,142.0	2,244.0	2,142.0	2,346.0	2,142.0	28,338.0
FEDERAL EXPRESS	10,212.7	9,694.5	11,198.6	9,406.5	9,805.7	11,285.9	10,221.0	10,043.1	11,024.7	9,507.3	11,251.0	9,912.3	123,563.3
UNITED PARCEL SERVICE	7,260.0	7,530.0	9,570.9	7,545.0	7,890.0	8,317.5	7,402.5	7,822.5	8,078.0	7,050.0	8,317.5	8,032.5	94,816.4
CARGO TOTAL	19,818.7	19,869.5	23,411.5	19,297.5	20,347.7	22,152.4	19,765.5	20,007.6	21,346.7	18,699.3	21,914.5	20,086.8	246,717.7
TOTAL	326,915.2	408,659.9	454,827.8	445,897.1	446,259.5	537,396.0	490,207.2	328,136.4	297,219.3	299,681.1	301,001.4	289,145.3	4,625,346.2

**LEE COUNTY PORT AUTHORITY
ACTUAL REVENUE PASSENGERS ENPLANED
FISCAL YEAR 2005/2006**

<u>AIRLINE</u>	<u>OCT</u>	<u>NOV</u>	<u>DEC</u>	<u>JAN</u>	<u>FEB</u>	<u>MAR</u>	<u>APR</u>	<u>MAY</u>	<u>JUN</u>	<u>JUL</u>	<u>AUG</u>	<u>SEP</u>	<u>TOTALS</u>
AIRTRAN	11,667	18,433	19,926	24,656	26,298	35,135	35,150	22,875	18,320	18,215	16,334	13,732	260,741
AMERICAN	6,442	14,142	17,822	22,292	25,905	31,151	22,985	22,953	18,073	15,360	13,510	11,349	221,984
AMERICAN TRANS AIR	10,261	14,294	13,704	10,288	0	0	0	0	0	0	0	0	48,547
CONTINENTAL	15,345	27,116	28,009	29,679	29,512	42,414	40,521	25,015	21,502	21,504	19,474	12,662	312,753
DELTA	37,848	49,071	41,818	46,947	43,381	52,291	47,000	37,259	32,009	31,625	28,168	28,660	476,077
INDEPENDENCE	2,673	3,234	2,989	551	0	0	0	0	0	0	0	0	9,447
JETBLUE	23,660	35,360	37,715	36,006	39,786	58,602	56,717	26,950	23,344	24,795	24,197	19,094	406,226
NORTHWEST	21,430	28,482	29,016	30,977	33,286	47,040	42,506	19,880	12,961	12,767	12,518	12,521	303,384
SOUTHWEST	21,361	27,876	23,474	24,739	25,717	34,370	33,345	34,663	29,854	28,419	26,733	22,875	333,426
SPIRIT	12,294	16,104	15,409	17,721	21,863	32,859	31,098	12,950	11,992	11,331	9,826	7,441	200,888
US AIRWAYS	20,521	32,770	30,712	39,333	44,562	60,115	50,316	44,021	34,308	32,466	28,253	20,062	437,439
USA 3000	12,366	14,999	17,705	20,097	18,194	23,077	20,339	20,339	19,163	20,458	17,623	13,221	217,581
RATE BASE TOTAL	195,868	281,881	278,299	303,286	308,504	417,054	379,977	266,905	221,526	216,940	196,636	161,617	3,228,493
AIR CANADA	51	1,774	2,671	3,985	3,778	4,244	1,751	0	0	0	0	0	18,254
ALLEGiant AIRLINES	0	0	0	0	0	0	0	0	145	0	147	0	292
AMERICAN EAGLE	4,155	4,543	3,909	4,140	4,061	5,153	4,913	5,201	4,730	4,586	3,420	3,008	51,819
AMERICAN TRANS AIR	0	0	0	0	8,148	10,255	7,740	0	0	0	0	0	26,143
CAPE AIR	681	1,348	1,252	1,600	1,644	2,056	2,199	1,562	389	324	321	560	13,936
CHAUTAUQUA	2,682	3,429	2,544	2,778	2,555	3,902	3,905	2,712	507	0	0	28	25,042
COMAIR	4,221	8,167	8,764	9,895	10,389	12,426	10,477	7,918	8,644	11,789	9,503	3,126	105,319
CONDOR	1,509	1,485	2,112	1,948	1,706	2,057	2,295	1,971	2,338	1,981	2,075	1,732	23,209
CONTINENTAL EXPRESS	2,212	1,656	1,820	2,146	1,830	1,755	1,661	2,057	1,623	1,455	669	1,132	20,016
FRONTIER	929	2,224	3,828	4,141	3,496	4,671	3,299	1,531	2,147	2,204	1,174	649	30,293
GULFSTREAM	0	0	0	0	0	0	0	0	470	685	302	0	1,457
LTU	2,931	2,605	2,434	2,320	1,595	2,587	3,699	4,388	4,195	3,181	4,778	2,676	37,389
MIAMI AIR	0	0	0	0	0	0	0	392	0	0	0	0	392
MIDWEST	2,133	3,517	4,421	6,124	6,345	8,041	8,137	0	0	0	0	0	38,718
PINNACLE	0	0	0	1,235	662	0	0	0	0	0	251	1,146	3,294
RYAN	203	119	115	131	235	118	344	215	113	117	222	309	2,241
SUN COUNTRY	2,503	5,745	5,408	6,008	6,662	8,464	7,650	4,560	3,381	2,694	2,304	1,443	56,822
UNITED	0	0	2,055	5,775	7,550	9,050	9,195	1,006	0	0	0	0	34,631
UNITED EXPRESS	1,553	2,277	967	0	0	0	0	1,708	1,663	1,813	1,574	1,537	13,092
WESTJET	553	1,776	1,830	1,794	1,713	2,062	2,299	0	0	0	0	0	12,027
NON RATE BASE TOTAL	26,316	40,665	44,130	54,020	62,369	76,841	69,564	35,221	30,345	30,829	26,740	17,346	514,386
TOTAL	222,184	322,546	322,429	357,306	370,873	493,895	449,541	302,126	251,871	247,769	223,376	178,963	3,742,879

**LEE COUNTY PORT AUTHORITY
TOTAL PASSENGERS
FISCAL YEAR 2005/2006**

<u>AIRLINE</u>	<u>OCT</u>	<u>NOV</u>	<u>DEC</u>	<u>JAN</u>	<u>FEB</u>	<u>MAR</u>	<u>APR</u>	<u>MAY</u>	<u>JUN</u>	<u>JUL</u>	<u>AUG</u>	<u>SEP</u>	<u>TOTALS</u>
AIRTRAN	24,222	36,747	40,648	49,290	54,664	71,222	66,706	43,831	37,080	35,997	31,795	28,325	520,527
AMERICAN	13,856	29,459	37,627	45,129	53,545	63,404	45,336	46,872	37,404	31,439	27,517	24,259	455,847
AMERICAN TRANS AIR	22,065	29,102	28,119	20,591	0	0	0	0	0	0	0	0	99,877
CONTINENTAL	32,609	56,393	59,255	60,466	61,578	85,451	78,426	48,039	43,704	44,678	39,487	25,850	635,936
DELTA	83,928	98,220	86,742	95,093	90,376	105,304	89,221	70,518	63,934	64,185	56,450	58,353	962,324
INDEPENDENCE	5,417	6,269	5,929	897	0	0	0	0	0	0	0	0	18,512
jetBlue	49,863	72,307	78,132	75,035	83,755	116,276	107,943	50,769	46,396	49,879	48,659	39,427	818,441
NORTHWEST	46,890	58,531	63,287	62,292	69,556	96,293	79,091	37,445	25,769	25,713	25,426	25,811	616,104
SOUTHWEST	45,102	55,451	49,698	48,635	55,097	69,852	63,371	66,207	59,834	56,320	53,069	46,152	668,788
SPIRIT	26,484	33,036	33,039	36,731	45,604	66,252	55,984	23,930	23,877	22,588	19,547	15,524	402,596
US AIRWAYS	43,795	67,045	64,731	80,223	94,006	120,175	94,919	83,821	68,400	65,893	57,595	41,273	881,876
USA 3000	27,121	30,631	33,811	40,184	37,022	46,709	38,451	38,451	38,946	41,269	33,746	26,773	433,114
RATE BASE TOTAL	421,352	573,191	581,018	614,566	645,203	840,938	719,448	509,883	445,344	437,961	393,291	331,747	6,513,942
AIR CANADA	254	3,966	6,601	8,256	8,098	8,673	3,297	0	0	0	0	0	39,145
ALLEGIANT AIRLINES	0	0	0	0	0	0	0	0	286	0	147	0	433
AMERICAN EAGLE	8,731	9,498	8,309	8,870	8,680	10,429	9,361	10,131	9,570	9,553	7,190	6,655	106,977
AMERICAN TRANS AIR	0	0	0	0	16,643	20,769	14,138	0	0	0	0	0	51,550
CAPE AIR	1,457	2,768	2,769	3,398	3,526	4,242	3,976	3,018	751	652	622	1,188	28,367
CHAUTAUQUA	5,856	7,065	5,226	5,585	5,097	7,738	7,440	4,939	1,047	0	0	56	50,049
COMAIR	8,971	16,260	18,123	19,920	21,597	25,054	17,812	14,587	17,710	23,302	18,924	6,285	208,545
CONDOR	3,394	3,087	4,019	3,988	3,359	4,060	4,230	3,224	4,148	4,731	4,210	3,511	45,961
CONTINENTAL EXPRESS	4,580	3,288	3,620	4,207	3,692	3,582	3,345	4,077	3,258	2,854	1,296	2,360	40,159
FRONTIER	2,030	4,463	7,956	8,121	6,984	9,596	6,317	3,024	4,368	4,516	2,472	1,593	61,440
GULFSTREAM	0	0	0	0	0	0	0	0	870	1,408	581	0	2,859
LTU	6,841	5,247	5,161	4,069	3,612	5,404	7,682	7,801	7,615	8,096	8,961	5,523	76,012
MIAMI AIR	0	0	0	0	0	110	0	783	0	0	0	0	893
MIDWEST	4,926	7,206	9,674	13,086	13,869	16,804	14,724	0	0	0	0	0	80,289
PINNACLE	0	0	0	2,456	1,344	0	0	0	0	0	533	2,329	6,662
RYAN	402	238	230	356	471	236	803	430	226	351	333	845	4,921
SUN COUNTRY	5,574	11,946	11,287	12,609	13,935	17,513	13,262	8,087	6,647	5,501	4,612	3,147	114,120
SHUTTLE AMERICA	3,344	4,642	1,822	0	0	0	0	3,362	3,412	3,673	3,243	3,006	26,504
UNITED	0	0	4,981	12,088	15,794	18,766	17,901	1,617	0	0	0	0	71,147
WESTJET	1,419	3,773	3,236	3,620	3,025	3,955	4,022	0	0	0	0	0	23,050
NON RATE BASE TOTAL	57,779	83,447	93,014	110,629	129,726	156,931	128,310	65,080	59,908	64,637	53,124	36,498	1,039,083
TOTAL	479,131	656,638	674,032	725,195	774,929	997,869	847,758	574,963	505,252	502,598	446,415	368,245	7,553,025

LEE COUNTY PORT AUTHORITY
FISCAL YEAR 2005/2006
REFUND/ADDITIONAL CHARGE CALCULATION

	TAXABLE EXCLUSIVE SPACE	NON-TAXABLE EXCLUSIVE SPACE	CARGO BUILDING	GATE AREA CHARGES	BAGGAGE CLAIM CHARGES	LANDING FEES	TOTAL
AIRTRAN							
Actual Fee Calculation	0	535,584	0	775,588	453,387	319,038	2,083,597
2005/2006 Estimated Fee Billed	0	562,514	0	746,903	453,809	349,687	2,112,912
(Refund Due) Additional Charges	0	(26,930)	0	28,686	(422)	(30,649)	(29,315)
Sales Tax Adjustment	0	0	0	0	0	0	0
Total (Refund) Additional Charges	0	(26,930)	0	28,686	(422)	(30,649)	(29,315)
AMERICAN							
Actual Fee Calculation	69,177	284,359	4,725	534,970	401,296	289,401	1,583,929
2005/2006 Estimated Fee Billed	72,646	298,620	3,065	522,450	407,954	317,203	1,621,937
(Refund Due) Additional Charges	(3,469)	(14,261)	1,660	12,520	(6,657)	(27,801)	(38,009)
Sales Tax Adjustment	(208)	0	0	0	0	0	(208)
Total (Refund) Additional Charges	(3,677)	(14,261)	1,660	12,520	(6,657)	(27,801)	(38,217)
AMERICAN TRANS AIR							
Actual Fee Calculation	24,560	151,809	0	203,669	154,801	72,861	607,698
2005/2006 Estimated Fee Billed	25,512	157,694	0	132,053	98,673	73,345	487,276
(Refund Due) Additional Charges	(952)	(5,885)	0	71,616	56,128	(484)	120,423
Sales Tax Adjustment	(57)	0	0	0	0	0	(57)
Total (Refund) Additional Charges	(1,009)	(5,885)	0	71,616	56,128	(484)	120,366
CONTINENTAL							
Actual Fee Calculation	70,225	545,031	0	859,145	523,292	413,896	2,411,589
2005/2006 Estimated Fee Billed	73,747	572,364	0	831,349	527,163	453,657	2,458,280
(Refund Due) Additional Charges	(3,522)	(27,333)	0	27,796	(3,871)	(39,761)	(46,692)
Sales Tax Adjustment	(211)	0	0	0	0	0	(211)
Total (Refund) Additional Charges	(3,733)	(27,333)	0	27,796	(3,871)	(39,761)	(46,903)
DELTA							
Actual Fee Calculation	136,467	664,693	64,088	1,299,878	742,804	710,918	3,618,848
2005/2006 Estimated Fee Billed	155,254	686,337	41,574	1,284,221	771,433	779,213	3,718,032
(Refund Due) Additional Charges	(18,786)	(21,644)	22,514	15,657	(28,630)	(68,295)	(99,184)
Sales Tax Adjustment	(1,127)	0	0	0	0	0	(1,127)
Total (Refund) Additional Charges	(19,914)	(21,644)	22,514	15,657	(28,630)	(68,295)	(100,311)
INDEPENDENCE							
Actual Fee Calculation	11,842	82,558	0	106,187	71,217	16,054	287,858
2005/2006 Estimated Fee Billed	11,938	71,086	0	80,485	46,365	17,597	227,470
(Refund Due) Additional Charges	(97)	11,472	0	25,702	24,852	(1,542)	60,388
Sales Tax Adjustment	(6)	0	0	0	0	0	(6)
Total (Refund) Additional Charges	(102)	11,472	0	25,702	24,852	(1,542)	60,382
jetBlue							
Actual Fee Calculation	0	610,924	0	1,009,308	648,922	530,631	2,799,784
2005/2006 Estimated Fee Billed	0	641,669	0	968,369	646,185	581,606	2,837,829
(Refund Due) Additional Charges	0	(30,746)	0	40,938	2,737	(50,975)	(38,045)
Sales Tax Adjustment	0	0	0	0	0	0	0
Total (Refund) Additional Charges	0	(30,746)	0	40,938	2,737	(50,975)	(38,045)

**LEE COUNTY PORT AUTHORITY
FISCAL YEAR 2005/2006
REFUND/ADDITIONAL CHARGE CALCULATION**

	TAXABLE EXCLUSIVE SPACE	NON-TAXABLE EXCLUSIVE SPACE	CARGO BUILDING	GATE AREA CHARGES	BAGGAGE CLAIM CHARGES	LANDING FEES	TOTAL
NORTHWEST							
Actual Fee Calculation	70,225	520,365	42,344	844,094	510,700	439,724	2,427,451
2005/2006 Estimated Fee Billed	79,893	540,315	27,469	802,792	502,356	481,587	2,434,412
(Refund Due) Additional Charges	(9,667)	(19,951)	14,875	41,302	8,343	(41,863)	(6,960)
Sales Tax Adjustment	(580)	0	0	0	0	0	(580)
Total (Refund) Additional Charges	(10,247)	(19,951)	14,875	41,302	8,343	(41,863)	(7,540)
SOUTHWEST							
Actual Fee Calculation	84,318	690,293	0	892,356	551,077	476,827	2,694,870
2005/2006 Estimated Fee Billed	88,551	724,948	0	890,414	578,469	522,633	2,805,016
(Refund Due) Additional Charges	(4,233)	(34,656)	0	1,942	(27,392)	(45,807)	(110,146)
Sales Tax Adjustment	(254)	0	0	0	0	0	(254)
Total (Refund) Additional Charges	(4,487)	(34,656)	0	1,942	(27,392)	(45,807)	(110,400)
SPIRIT							
Actual Fee Calculation	47,166	565,994	0	679,435	372,943	276,632	1,942,170
2005/2006 Estimated Fee Billed	49,532	594,378	0	643,329	363,840	303,207	1,954,285
(Refund Due) Additional Charges	(2,365)	(28,385)	0	36,107	9,103	(26,575)	(12,115)
Sales Tax Adjustment	(142)	0	0	0	0	0	(142)
Total (Refund) Additional Charges	(2,507)	(28,385)	0	36,107	9,103	(26,575)	(12,257)
USAIRWAYS							
Actual Fee Calculation	76,234	519,666	20,886	1,059,451	690,873	599,566	2,966,676
2005/2006 Estimated Fee Billed	80,058	545,727	13,549	1,030,466	700,125	657,163	3,027,088
(Refund Due) Additional Charges	(3,823)	(26,061)	7,337	28,985	(9,252)	(57,598)	(60,412)
Sales Tax Adjustment	(229)	0	0	0	0	0	(229)
Total (Refund) Additional Charges	(4,053)	(26,061)	7,337	28,985	(9,252)	(57,598)	(60,642)
USA 3000							
Actual Fee Calculation	62,888	363,633	0	527,896	395,379	292,339	1,642,135
2005/2006 Estimated Fee Billed	66,042	381,870	0	521,769	407,362	320,422	1,697,465
(Refund Due) Additional Charges	(3,154)	(18,236)	0	6,128	(11,984)	(28,084)	(55,330)
Sales Tax Adjustment	(189)	0	0	0	0	0	(189)
Total (Refund) Additional Charges	(3,343)	(18,236)	0	6,128	(11,984)	(28,084)	(55,519)
LCPA							
Actual Fee Calculation	0	555,512	0	0	0	0	555,512
2005/2006 Estimated Fee Billed	0	555,512	0	0	0	0	555,512
(Refund Due) Additional Charges	0	0	0	0	0	0	0
Sales Tax Adjustment	0	0	0	0	0	0	0
Total (Refund) Additional Charges	0	0	0	0	0	0	0
TOTAL							
Actual Fee Calculation	653,103	6,090,420	132,043	8,791,976	5,516,690	4,437,886	25,622,116
2005/2006 Estimated Fee Billed	703,172	6,333,035	85,657	8,454,599	5,503,733	4,857,319	25,937,514
(Refund Due) Additional Charges	(50,069)	(242,615)	46,385	337,377	12,957	(419,433)	(315,398)
Sales Tax Adjustment	(3,004)	0	0	0	0	0	(3,004)
Total (Refund) Additional Charges	(\$53,073)	(\$242,615)	\$46,385	\$337,377	\$12,957	(\$419,433)	(\$318,402)

**LEE COUNTY PORT AUTHORITY
2005 - 2006 REBATE CALCULATION**

	ACTUAL PAID	% OF TOTAL	REBATE
AIRTRAN			
EXCLUSIVE SPACE	535,584		
CARGO BUILDING CHARGES	0		
GATE AREA CHARGES	775,588		
BAGGAGE CLAIM CHARGES	453,387		
LANDING FEES	<u>319,038</u>		
TOTAL	\$2,083,597	8.13%	\$168,834
AMERICAN			
EXCLUSIVE SPACE	353,536		
CARGO BUILDING CHARGES	4,725		
GATE AREA CHARGES	534,970		
BAGGAGE CLAIM CHARGES	401,296		
LANDING FEES	<u>289,401</u>		
TOTAL	\$1,583,929	6.18%	\$128,345
AMERICAN TRANS AIR			
EXCLUSIVE SPACE	176,368		
CARGO BUILDING CHARGES	0		
GATE AREA CHARGES	203,669		
BAGGAGE CLAIM CHARGES	154,801		
LANDING FEES	<u>72,861</u>		
TOTAL	\$607,698	2.37%	\$49,242
CONTINENTAL			
EXCLUSIVE SPACE	615,256		
CARGO BUILDING CHARGES	0		
GATE AREA CHARGES	859,145		
BAGGAGE CLAIM CHARGES	523,292		
LANDING FEES	<u>413,896</u>		
TOTAL	\$2,411,589	9.41%	\$195,411
DELTA			
EXCLUSIVE SPACE	801,160		
CARGO BUILDING CHARGES	64,088		
GATE AREA CHARGES	1,299,878		
BAGGAGE CLAIM CHARGES	742,804		
LANDING FEES	<u>710,918</u>		
TOTAL	\$3,618,848	14.12%	\$293,235
INDEPENDENCE			
EXCLUSIVE SPACE	94,400		
CARGO BUILDING CHARGES	0		
GATE AREA CHARGES	106,187		
BAGGAGE CLAIM CHARGES	71,217		
LANDING FEES	<u>16,054</u>		
TOTAL	\$287,858	1.12%	\$23,325
jetBlue			
EXCLUSIVE SPACE	610,924		
CARGO BUILDING CHARGES	0		
GATE AREA CHARGES	1,009,308		
BAGGAGE CLAIM CHARGES	648,922		
LANDING FEES	<u>530,631</u>		
TOTAL	\$2,799,784	10.93%	\$226,866

**LEE COUNTY PORT AUTHORITY
2005 - 2006 REBATE CALCULATION**

	ACTUAL PAID	% OF TOTAL	REBATE
NORTHWEST			
EXCLUSIVE SPACE	590,590		
CARGO BUILDING CHARGES	42,344		
GATE AREA CHARGES	844,094		
BAGGAGE CLAIM CHARGES	510,700		
LANDING FEES	<u>439,724</u>		
TOTAL	\$2,427,451	9.47%	\$196,696
SOUTHWEST			
EXCLUSIVE SPACE	774,611		
CARGO BUILDING CHARGES	0		
GATE AREA CHARGES	892,356		
BAGGAGE CLAIM CHARGES	551,077		
LANDING FEES	<u>476,827</u>		
TOTAL	\$2,694,870	10.52%	\$218,365
SPIRIT AIRLINES			
EXCLUSIVE SPACE	613,160		
CARGO BUILDING CHARGES	0		
GATE AREA CHARGES	679,435		
BAGGAGE CLAIM CHARGES	372,943		
LANDING FEES	<u>276,632</u>		
TOTAL	\$1,942,170	7.58%	\$157,374
USAIRWAYS			
EXCLUSIVE SPACE	595,900		
CARGO BUILDING CHARGES	20,886		
GATE AREA CHARGES	1,059,451		
BAGGAGE CLAIM CHARGES	690,873		
LANDING FEES	<u>599,566</u>		
TOTAL	\$2,966,676	11.58%	\$240,389
USA 3000			
EXCLUSIVE SPACE	426,522		
CARGO BUILDING CHARGES	0		
GATE AREA CHARGES	527,896		
BAGGAGE CLAIM CHARGES	395,379		
LANDING FEES	<u>292,339</u>		
TOTAL	\$1,642,135	6.41%	\$133,062
LCPA			
EXCLUSIVE SPACE	555,512		
CARGO BUILDING CHARGES	0		
GATE AREA CHARGES	0		
BAGGAGE CLAIM CHARGES	0		
LANDING FEES	<u>0</u>		
TOTAL	\$555,512	2.17%	\$45,013
TOTAL			
EXCLUSIVE SPACE	6,743,522		
CARGO BUILDING CHARGES	132,043		
GATE AREA CHARGES	8,791,976		
BAGGAGE CLAIM CHARGES	5,516,690		
LANDING FEES	4,437,886		
TOTAL	<u>\$25,622,116</u>	<u>100.00%</u>	<u>\$2,076,156</u>