

# SEPTEMBER 2024

SUNDAY

MONDAY







TUESDAY

WEDNESDAY

THURSDAY

FRIDAY

SATURDAY

1 WRITING	2 PLAYING	3 TALKING	4 SINGING	5 COUNTING	6 READING	7 WRITING
<p>Draw the letters of the alphabet with your child. Practice tracing the letters with fingers while making the sound of the letters.</p>	<p>Blow bubbles today. This strengthens muscles needed for speech.</p>	<p>Discuss opposites. Show examples of big and small, night and day, light and dark.</p>	<p>Clap your hands to the beat of a favorite song.</p> 	<p>Lace Cheerios-type cereal onto a piece of yarn. Count them as you go.</p> 	<p>Read a book about insects that are active in late summer, like crickets or cicadas. Talk about how you can hear them at night.</p>	<p>Write your to-do list together. Have your child check off each task as it is completed.</p> 
8 PLAYING	9 TALKING	10 SINGING	11 COUNTING	12 READING	13 WRITING	14 PLAYING
<p>Set up a tinkering station with materials like craft supplies, cardboard, and tape. Children can use their imaginations to create their own inventions.</p>	<p>Ask your child "What is your favorite game to play?" Talk about why and play it if you can.</p>	<p>Sing a favorite song in parts. You sing, then your child, then you, and so on.</p>	<p>Count aloud as your child puts pebbles in a container one at a time, up to ten.</p>	<p>Have a family book club. Each person brings a book for a story time.</p> 	<p>Pop bubble wrap or play with squirt toys to develop muscles needed for writing.</p>	<p>Tape a sheet of contact paper to the wall, sticky side out. See which toys stick and which do not.</p>
15 TALKING	16 SINGING	17 COUNTING	18 READING	19 WRITING	20 PLAYING	21 TALKING
<p>Make silly sounds today. Encourage your child to also make silly sounds.</p>	<p>Play talent show. Each person sings a song or plays an instrument. (Instruments can be any noise-making items around the house.)</p>	<p>Look for shapes around the house or outdoors. Encourage children to identify and name shapes they see.</p>	<p>Pick a favorite book. Ask your child to tell you what happens before you start reading.</p>	<p>Use your fingers to draw shapes in the air. Take turns guessing what each person drew.</p>	<p>Go on a scavenger hunt. Look for things that begin with the "p" sound, like a plate, a pan, a pen.</p>	<p>Take turns telling each other simple stories.</p> 
22 SINGING	23 COUNTING	24 READING	25 WRITING	26 PLAYING	27 TALKING	28 SINGING
<p>Sing or say "If You're Happy and You know It." <i>(Words are on the back. 🐸)</i></p>	<p>Use toy blocks to measure how long something is. How many blocks long is your arm, your foot, etc.?</p>	<p>Hang up a piece of paper with the words to "Are You Sleeping?" and sing it every morning and night. <i>(Words are on the back. 🐸)</i></p>	<p>Write your child's first name. Talk about the first letter of their name. Make the sound and say words that begin with the letter.</p>	<p>Play "Hot and Cold." <i>(Instructions are on the back. 🐸)</i></p> 	<p>Use family photos to tell different stories. Encourage your child to tell a story.</p>	<p>Have a family sing-along. Each person gets to pick a favorite song.</p>
29 COUNTING	30 READING					
<p>Count the number of people in your family. How many kids? How many grownups? How many pets?</p>	<p>Ask your child questions as you read to them today. <i>What do you think will happen next? Where did the little dog go?</i></p>					

# Playing to Learn New Words

Play and have fun with words:

- Read a book with lots of made-up words like "Du Iz Tak?" by Carson Ellis. Try making up more words to go with the story.
- Silly poems are fun and can teach new vocabulary.
- Kids love riddles and jokes, which often use a "play on words." Laugh along as you talk about the answer to the riddle or joke.
- Having fun with words helps your child become more conscious of words and happy to keep learning.

## IF YOU'RE HAPPY AND YOU KNOW IT

If you're happy and you know it clap your hands.

*(clap, clap)*

If you're happy and you know it clap your hands.

*(clap, clap)*

If you're happy and you know and you really want to show it, if you're happy and you know it clap your hands.

*(clap, clap)*

OTHER VERSES: STOMP YOUR FEET! TURN AROUND! SHOUT HOORAY! DO ALL FOUR!

## ARE YOU SLEEPING?

Are you sleeping, are you sleeping?


Brother John, Brother John?

Morning bells are ringing, morning bells are ringing,

Ding ding dong, ding ding dong.

## HOT AND COLD

1. Select a household item for hiding.
2. The finder closes their eyes while the hider hides the item somewhere in the room.
3. The finder searches for the item while the hider provide clues.
4. When the finder is close to the item, the hider responds "you're hot!"
5. When The finder is far from the item, the hider responds "you're cold!"
6. Take turns being the hider and the finder.



Always open online at [www.leelibrary.net](http://www.leelibrary.net)  
(239) 479-4636   

# Books to Read this Month

Check out these books at the library. If they are not available, ask the librarian for a recommendation.

## FOR READERS AGES 0-3

**Brown Bear, Brown Bear,  
What Do You See?**

*by Bill Martin Jr.*

**Jump!**

*by Tatsuhide Matsuoka*

## FOR READERS AGES 3+

**Lola Goes to  
School**

*by Anna McQuinn*

**Be a Tree!**

*by Maria Gianferrari*

