













MARCH 2025

Daily literacy-building activities to share with your child.



SUNDAY	MONDAY	TUESDAY	WEDNESDAY	THURSDAY	FRIDAY	SATURDAY
						1 READING As you read, point out a picture on the page and expand on it. <i>That's a tree. Trees have branches and leaves. Birds sometimes build nests in them.</i>
2 WRITING Pick a letter of the alphabet and practice tracing it. 	3 PLAYING Play "I Spy" with rhyming words. <i>"I spy with my little eye something that rhymes with fly. What is it? Yes, the sky!"</i>	4 TALKING Talk about what you are making for dinner. Name the different foods you will use.	5 SINGING Sing "Five Little Froggies." <i>(Words are on the back.)</i> 	6 COUNTING Have your child help measure ingredients for a recipe by measuring and counting the number of cups or spoonfuls.	7 READING Look at wordless picture books together. Ask your child to help tell the story.	8 WRITING Make shapes in a tray of rice. Triangle, square, circle. Practice tracing your child's name.
9 PLAYING Line up chairs and pretend to drive a city bus. Take turns driving and being the passenger. Call out the stops!	10 TALKING Use a block to pretend to talk on the phone. Hand the block to your child and say, "They want to talk to you."	11 SINGING Sing "Old MacDonald Had a Farm" after you read a book about farm animals. <i>(Words are on the back.)</i>	12 COUNTING Use masking tape to measure yourself and your child on a wall. Compare the sizes. Who is taller? Who is shorter?	13 READING Help your child notice words as you go through your everyday routine. Point out street signs, words on food cartons, signs on shops, billboards, and more.	14 WRITING Invite your child to write an email or text message to a friend or relative. Ask him or her to tell you what to say. Show how you pick out the letters on the keyboard.	15 PLAYING Pretend to be birds. Flap your wings and whistle, sing, and tweet. Talk about your favorite birds. 
16 TALKING Expand on comments your child makes. <i>"That is an airplane." "Where do you think it is going?" "The tree is green." "What else is green?"</i>	17 SINGING Have a music parade. Play pretend instruments while you march around the house.	18 COUNTING Collect a variety of pebbles and rocks. Write numerals on each. Help your child put them in order. 	19 READING Share what you are reading with your child. Read aloud a portion of a magazine, book, or newspaper that you are reading.	20 WRITING Write a shopping list together. Take it to the store as you shop and show how the words on the list relate to what you purchase.	21 PLAYING Play a guessing game. <i>We are going to a place that begins with P, where do you think we are going? Yes, the Park!</i>	22 TALKING Point out the shapes of different objects, talk about how they are alike and different.
23 SINGING Do "The Hokey-Pokey." <i>(Words and instructions are on the back.)</i>	24 COUNTING Create a to-do list and check off as it is completed.	25 READING Show your child a selection of books. Ask which they would prefer to read first.	26 WRITING Label your child's belongings with their name. Let them also label a few items (like the crayon box or a pad of drawing paper).	27 PLAYING Place a pillow on the floor. Sit on it and pretend you are in an airplane in the sky. What do you see? Clouds, birds, buildings way below?	28 TALKING Talk about words that begin with "m," like March, Mom, Milk. 	29 WRITING Using masking tape, write your child's name in large letters on the floor. Trace each letter by walking on it or pushing a toy car or train around the letter.
30 COUNTING Count and stack blocks. How many blocks before it topples?	31 READING Read a book about Spring. Your library has lots to choose from!					

Playing to learn new words.

Play is one of the best ways for children to learn language and literacy skills. Play helps children feel a sense of accomplishment and self-confidence. This motivates them to try new experiences and not to give up when something seems difficult. Also, it's fun!

FIVE LITTLE FROGGIES

Five little froggies sat on a shore.

(Crouch like a frog)

One went for a swim, then there were four.

(Pretend to leap and swim off)

Four little froggies

(Crouch like a frog)

Looked out to sea.

(Put your hand at brow and look out to sea)

One went swimming, and then there were three.

(Pretend to leap and swim off)

Three little froggies said, "What can we do?"

One jumped in the water, then there were two.

(Pretend to leap and swim off)

Two little froggies sat in the sun.


(Crouch like a frog)

One swam off, and then there was one.

(Pretend to leap and swim off)

One little froggie said "This is no fun!"

He dived in the water, and then there were none!



Always open online at www.leelibrary.net
(239) 479-4636   

OLD MACDONALD HAD A FARM

Old MacDonald had a farm

E-I-E-I-O

And on that farm he had a [animal name]

E-I-E-I-O

With a [animal noise twice] here and a

[animal noise twice] there

Here a [animal noise], there a [animal noise],

everywhere a [animal noise twice]

Old MacDonald had a farm

E-I-E-I-O

THE HOKEY POKEY

You put your right foot in

You take your right foot out.

You put your right foot in

And you shake it all about.

You do the hokey pokey

And you turn yourself around.

That's what it's all about.

REPEAT WITH "LEFT FOOT," "RIGHT HAND," "LEFT HAND,"
AND "WHOLE SELF"!

Books to Read this Month

The following titles and more are available through the Lee County Library System. Place a hold online and find additional ebook selections through Hoopla and Overdrive at www.leelibrary.net

For Readers Birth to Pre-K

Higher, Higher

by Leslie Patricelli

Making Faces

by Abrams Appleseed

Mae Among the Stars

by Roda Ahmed

Hooray for Birds

by Lucy Cousins



1,000 Books Before Kindergarten



Ask our librarians about
1,000 Books Before Kindergarten,
a fun and free program to
encourage the love of reading!