










MAY 2025

Daily literacy-building activities to share with your child.



SUNDAY	MONDAY	TUESDAY	WEDNESDAY	THURSDAY	FRIDAY	SATURDAY
			1 WRITING Letters are everywhere. Draw your child's name and talk about each one, naming other words that also begin with the letters.	2 PLAYING Go on an outside scavenger hunt. Bring a list and check off the things you see.	3 TALKING Say as many words as you can that rhyme with "May." 	
4 SINGING Use a homemade shaker and shake it to the beat of songs.	8 COUNTING Go for a walk. Take two big steps. Take three large steps. Count how many steps from your door to the sidewalk.	6 TALKING Find library books about moms online with Hoopla and Overdrive at leelibrary.net/online	7 WRITING Make a Mother's Day card and have your child sign his or her name. 	8 PLAYING Play "Riddle Me." <i>I'm big, yellow, and hot. Yes! I am the sun!</i>	9 TALKING Talk about feelings you felt today. What made you laugh?	10 SINGING Sing: "The Farmer Plants the Seeds." <i>(Words are on the back.)</i>
11 COUNTING Recite the Nursery Rhyme "Five Little Ducks." <i>(Words are on the back.)</i>	12 TALKING Draw out a story on 4-5 small pieces of paper. Help your child put the papers in proper sequence to tell the story.	13 WRITING Playing with play dough strengthens muscles needed for writing. Roll dough into balls, press fingers into the dough and make shapes.	14 PLAYING Play a rhyming game, where you choose a word and then come up with as many rhyming words as you can. Dog, frog, hog, log.	15 TALKING Look for signs of spring. Go for a walk and talk about what you see. Point out new grass, birds, first flowers, leaf buds.	16 SINGING Sing a favorite song. Sing it fast, sing it slow. 	17 COUNTING Ask questions about what is heavier. Does an orange or a grape weigh more? Is Mom's jacket or your jacket heavier?
18 TALKING Look into your library's summer reading program at leelibrary.net/summer 	19 WRITING Draw a large alphabet. Have your child practice tracing or coloring the letters while you say the letters out loud.	20 PLAYING Play "Follow the Leader." Do things and ask your child to do the same. <i>Touch your head, turn around, sit down.</i>	21 TALKING Today is Wednesday. Talk about the days of the week. What does your family do on each day?	22 SINGING Play children's songs. Sing and dance together.	23 COUNTING Draw squares, circles, and triangles on the sidewalk with chalk. Count how many there are of each shape.	24 TALKING Find library books about flowers and gardens on Hoopla and Overdrive at leelibrary.net/online
25 WRITING Help your child begin to recognize words for a few common objects by putting labels on them (shoe, chair, door, etc.)	26 PLAYING Have a music parade with different instruments. Pretend to play the tuba, the drums, etc.	27 TALKING When you are reading a new book stop before you get to the end and ask your child what he or she thinks will happen next.	28 SINGING Sing the Alphabet song. Take turns singing parts of it. <i>You: ABCDEFG Child: HIJKLMN You: QRS Child: TUV You: WX Child: Y and Z + ending.</i>	29 COUNTING Count the number of eggs in a carton. Explain that 12 items together is also called a dozen. 	30 TALKING Take pictures your child has drawn, staple or bind them together, and ask your child to tell you a story about the pictures.	31 WRITING Practice drawing shapes and letters in a tray of rice.

Good readers have a large vocabulary.

Knowing lots of words helps children better understand what they read. You can help your children learn lots of words by:

- Having plenty of conversations. Take turns talking. It is important for you to ask questions and listen to what your children say in response.
- Read together! A lot!
- Make connections. Connect what you are reading in books to their lives. "Yes, Grandma has a black cat, too."
- Repetition. Children often love to read the same book over and over. This is a good thing as repeated readings help build vocabulary.



FIVE LITTLE DUCKS

Five little ducks
Went out one day
Over the hills and
far away
Mother duck said
"Quack, quack,
quack, quack"
But only four little
ducks came back.

Three little ducks
Went out one day
Over the hills and
far away
Mother duck said
"Quack, quack,
quack, quack."
But only two little
ducks came back.

One little duck
Went out one day
Over the hills and
far away
Mother duck said
"Quack, quack,
quack, quack."
But none of the five
little ducks came
back.

Four little ducks
Went out one day
Over the hills and
far away
Mother duck said
"Quack, quack,
quack, quack."
But only three little
ducks came back.

Two little ducks
Went out one day
Over the hills and
far away
Mother duck said
"Quack, quack,
quack, quack."
But only one little
duck came back.

Sad mother duck
Went out one day
Over the hills and
far away
The sad mother
duck said
"Quack, quack,
quack, quack."
And all of the five
little ducks came back.

THE FARMER PLANTS THE SEEDS

Sing to the tune
"The Farmer in the Dell"

The Farmer plants the seeds,
The Farmer plants the seeds,
(Pretend to plant seeds)
Hi, ho, the dairy-o,
The farmer plants the seeds.
The sun comes out to shine...
(Make large circle with arms)

The rain begins to fall...
(Hands flutter up and down)

The seeds begin to grow...
(Stand up tall)

The farmer picks the crops...
(Pretend to pick crops)

We all sit down to eat...
(Pretend to eat)

Books to Read this Month

The following titles and more are available through the Lee County Library System. Place a hold online and find additional ebook selections through Hoopla and Overdrive at www.leelibrary.net

For Readers Birth to Pre-K

Garden Time

by Jill McDonald

The Very Hungry Caterpillar's Vegetable Garden

by Gabriella DeGennaro

Planting a Rainbow

by Lois Ehlert

Up in the Garden and Down in the Dirt

by Kate Messner



1,000 Books Before Kindergarten



Ask our librarians about 1,000 Books Before Kindergarten, a fun and free program to encourage the love of reading!