

LEE COUNTY UTILITIES FORT MYERS BEACH WRF INJECTION WELL IW-1 REHABILITATION AND MIT



LEE COUNTY UTILITIES - FORT MYERS BEACH WRF
17155 PINE RIDGE RD
FORT MYERS, FLORIDA

VICINITY MAP



LEE COUNTY UTILITIES
1500 MONROE STREET
FORT MYERS, FL, 33901



BLACK & VEATCH

Black & Veatch Corporation
4210 Metro Parkway, Suite 200
Fort Myers, Florida 33916 Certificate No. 8132

AUGUST 2024

REGISTERED ENGINEER
STATE OF FLORIDA

PROFESSIONAL ENGINEER
GENERAL, MECHANICAL

MARK E. MARTIN, PE
NO. 67272

THIS ITEM HAS BEEN DIGITALLY SIGNED AND SEALED BY MARK E. MARTIN, PE ON THE DATE ADJACENT TO THE SEAL.

PRINTED COPIES OF THIS DOCUMENT ARE NOT CONSIDERED SIGNED AND SEALED AND THE SIGNATURE MUST BE VERIFIED ON ANY ELECTRONIC COPIES.

100% ISSUE FOR BID

DRAWINGS LIST

DRAWING LIST

SHEET NO.	DRAWING NO.	DRAWING TITLE
GENERAL		
1	G-00	COVER SHEET
2	G-001	DRAWING LIST AND GENERAL NOTES
MECHANICAL		
3	M-01	WELLHEAD RETROFIT DETAIL
4	M-502	INJECTION WELL DETAIL

11. THE CONTRACTOR SHALL CONTACT THE ENGINEER OF RECORD AND LCU IMMEDIATELY TO REPORT ANY CONFLICT WITH LCU UTILITIES/STRUCTURES ARISING DURING CONSTRUCTION OF ANY FACILITIES SHOWN ON THESE DRAWINGS.

12. AS THE WORK PROGRESSES THE CONTRACTOR SHALL PROVIDE FOR ALL CHANGES AND DEVIATIONS FROM THE LCU STAMPED/APPROVED CONSTRUCTION PLANS TO BE RECORDED. THE EXACT LOCATION OF ALL CHANGES IN VERTICAL AND HORIZONTAL ALIGNMENT SHALL BE RECORDED WITH X, Y, AND Z COORDINATES WITH RESPECT TO THE NAVD 1988 STATE PLANE FLORIDA WEST COORDINATE SYSTEM, AS WELL AS ANY OTHER RECORD INFORMATION REQUIRED BY THE LCU DESIGN MANUAL.

13. CONTRACTOR SHALL PROTECT AND MAINTAIN ALL EXISTING TREES, SHRUBS, AND PLANTS UNLESS OTHERWISE NOTED. WHERE TREES ARE MARKED TO BE REMOVED, CONTRACTOR SHALL COORDINATE WITH THE COUNTY AND ENGINEER FOR NEW TREE LOCATIONS. NEW TREES SHALL BE EQUAL IN SIZE AND TYPE OF TREES REMOVED.

14. THE CONTRACTOR SHALL BE RESPONSIBLE FOR ANY DAMAGE TO EXISTING FACILITIES AS A RESULT OF CONTRACTOR'S OPERATIONS, AND SHALL HAVE ON SITE SUFFICIENT MATERIALS AND EQUIPMENT TO IMMEDIATELY REPAIR ANY DAMAGE TO EXISTING FACILITIES.

15. CONTRACTOR SHALL POTHOLE EXISTING UTILITIES PRIOR TO CONSTRUCTION AS REQUIRED.

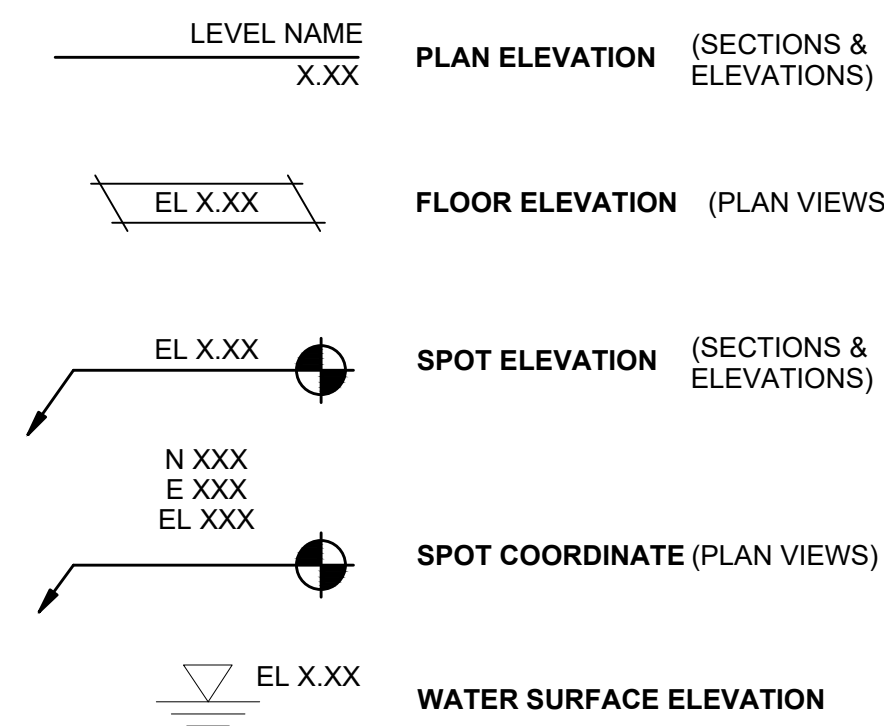
16. THERE ARE NO ANTICIPATED IMPACTS TO GROUNDWATER AND SURFACE WATER ASSOCIATED WITH THIS PROJECT.

GENERAL

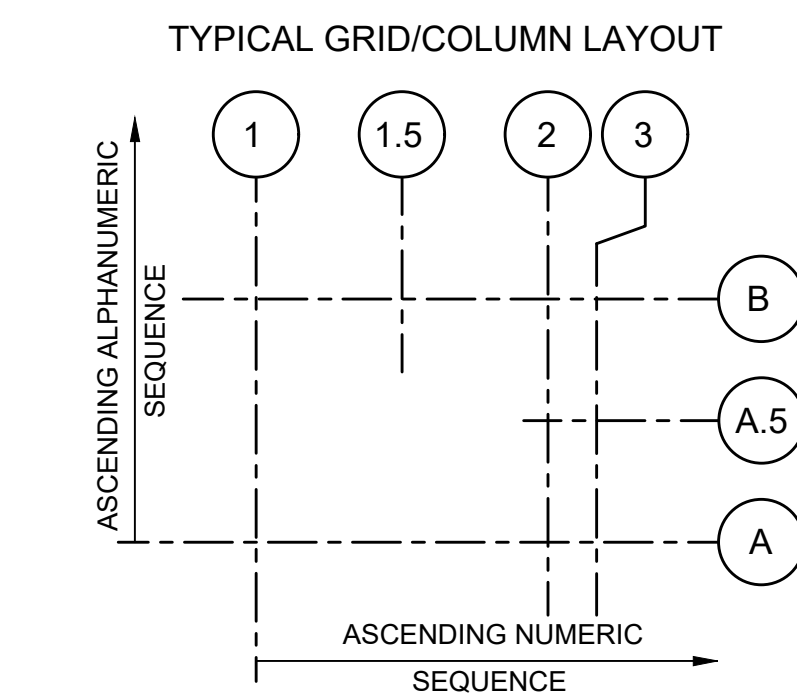
- ALL WORK SHALL CONFORM TO LATEST REVISION OF THE LCU DESIGN MANUAL WHICH IS AVAILABLE ON OUR WEB-PAGE VIA THE FOLLOWING LINK: [HTTPS://WWW.LEEBOV.COM/UTILITIES/DESIGN-MANUAL](https://www.leegov.com/utilities/design-manual)
- THE CONTRACTOR SHALL COMPLY WITH ALL REGULATORY AND PERMITTING AGENCIES' REQUIREMENTS.
- ANY QUANTITIES SHOWN ON PLANS ARE NOT VERIFIED BY LCU
- ALL CONSTRUCTION PERFORMED MUST BE DONE BY A CONTRACTOR PROPERLY LICENSED IN THE STATE OF FLORIDA.
- A PRE-CONSTRUCTION MEETING IS REQUIRED BEFORE WORK MAY BEGIN. REQUIRED ATTENDEES INCLUDE BUT ARE NOT LIMITED TO; THE ENGINEER OF RECORD OR HIS DESIGNEE, THE UNDERGROUND CONTRACTOR AND THE LCU INSPECTOR ASSIGNED TO THE PROJECT. LCU IS TO BE NOTIFIED A MINIMUM OF TWO (2) WORKING DAYS PRIOR TO THE PRE-CONSTRUCTION MEETING.
- ONE COPY OF THE LCU APPROVED/STAMPED CONSTRUCTION PLANS MUST BE MAINTAINED BY THE CONTRACTOR AT THE SITE AT ALL TIMES.
- ANY AND ALL WORK AND MATERIALS INSTALLED BY THE CONTRACTOR THAT ARE INTENDED FOR OWNERSHIP AND MAINTENANCE BY LCU, WHICH DO NOT CONFORM TO LCU SPECIFICATIONS AND WHICH DO NOT HAVE PRIOR LCU WRITTEN APPROVAL, ARE SUBJECT TO REMOVAL AND REPLACEMENT AT THE CONTRACTOR'S EXPENSE.
- ANY WORK PERFORMED ON INFRASTRUCTURE INTENDED FOR OWNERSHIP AND MAINTENANCE BY LCU WITHOUT THE KNOWLEDGE OF LCU IS SUBJECT TO RE-EXCAVATION, REMOVAL AND REPLACEMENT OF SAME TO BE DONE AT THE CONTRACTOR'S EXPENSE.
- LCU INSPECTION STAFF IS TO BE PRESENT FOR ALL PRESSURE TESTS, AND FOR ANY OTHER NECESSARY INSPECTION. THE CONTRACTOR IS TO PROVIDE A MINIMUM OF TWO (2) WORKING DAYS' NOTICE PRIOR TO SCHEDULING ANY OF THE ABOVE WITH THE EXCEPTION OF THE LIFT STATION START-UP WHICH REQUIRES A MINIMUM OF TWO-WEEK'S NOTICE.
- LOCATIONS, ELEVATIONS, AND DIMENSIONS OF EXISTING UTILITIES, STRUCTURES AND OTHER FEATURES ARE SHOWN ACCORDING TO THE BEST INFORMATION AVAILABLE AT THE TIME OF PREPARATION OF THESE PLANS, BUT DO NOT PURPORT TO BE ABSOLUTELY CORRECT. LCU WILL NOT GUARANTEE ANY LOCATIONS AS SHOWN ON THESE PLANS OF THOSE OMITTED FROM THESE PLANS.

ELEVATION & GRID CALLOUTS

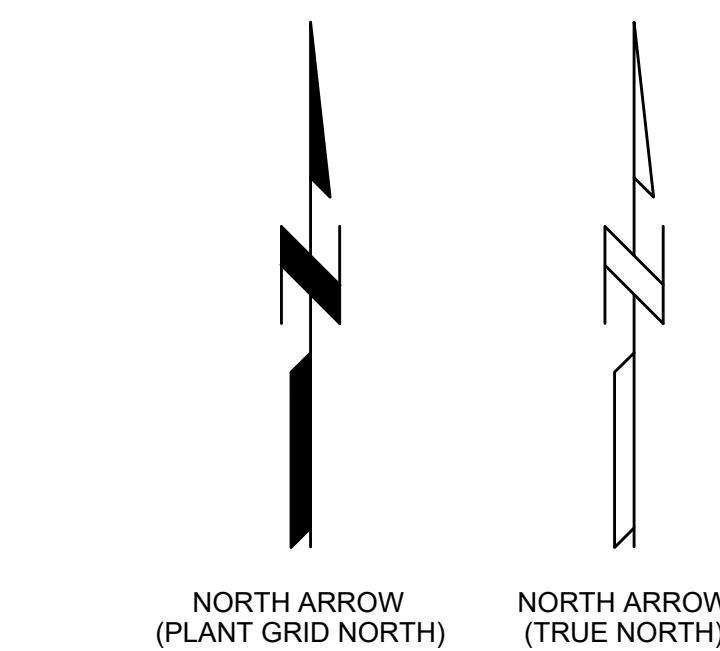
ELEVATION CALLOUTS



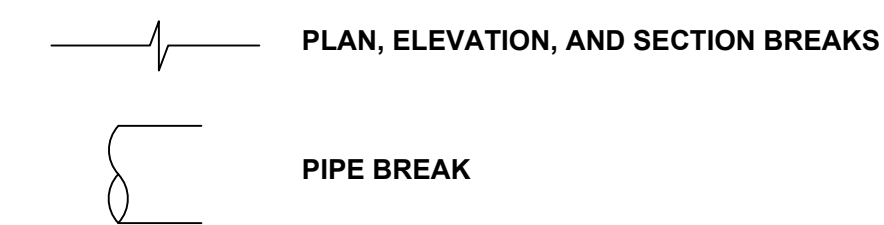
GRID/COLUMN CALLOUTS



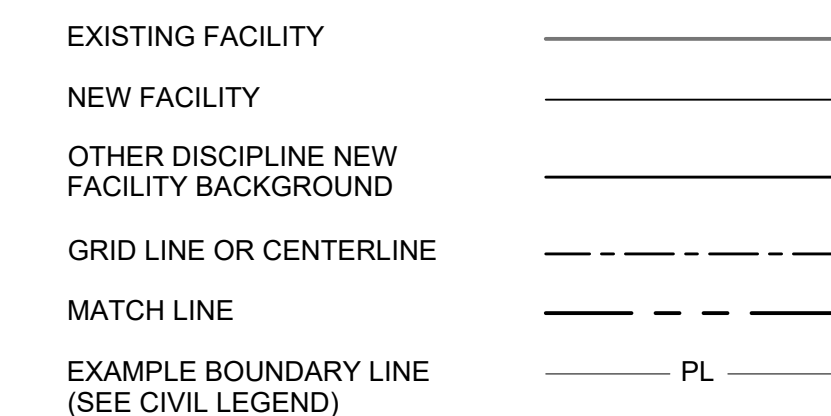
NORTH ARROW



BREAKS

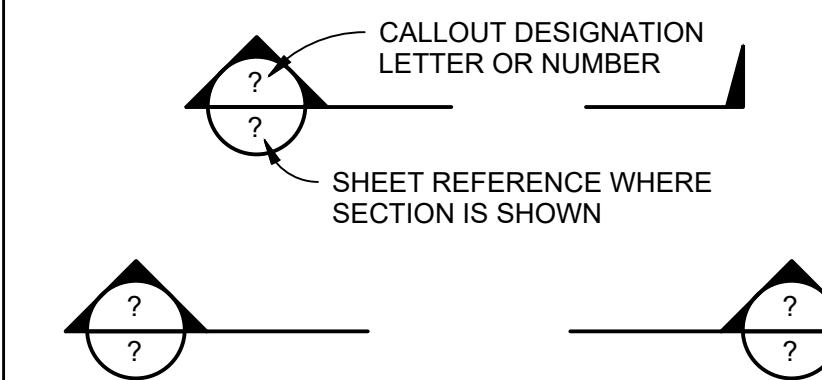


LINE STYLES

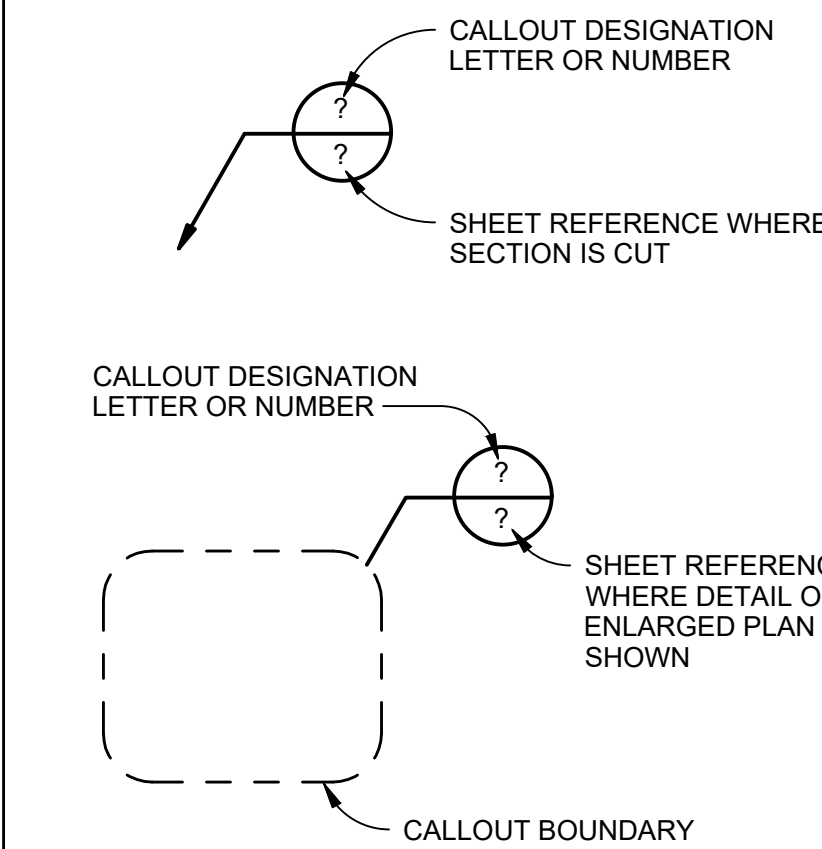


VIEW CALLOUTS

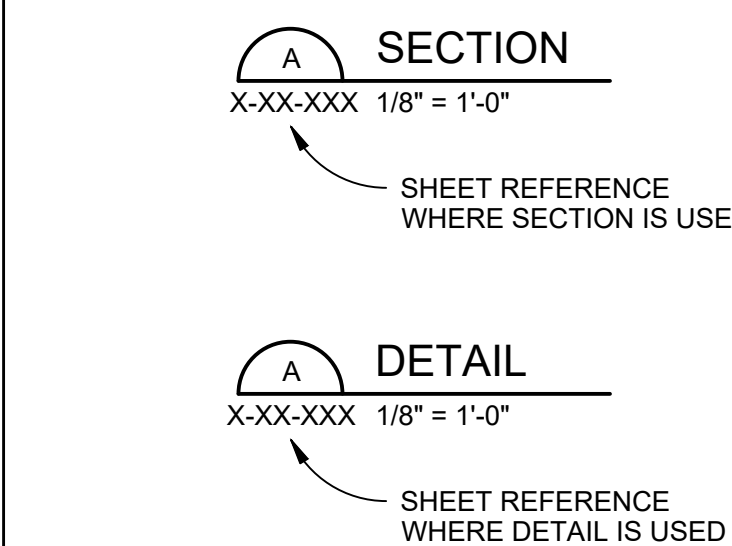
SECTION CALLOUTS



DETAIL/ENLARGED PLAN AREA CALLOUTS

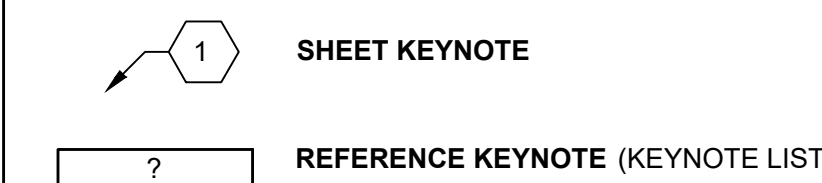


SECTION & DETAIL VIEW TITLES

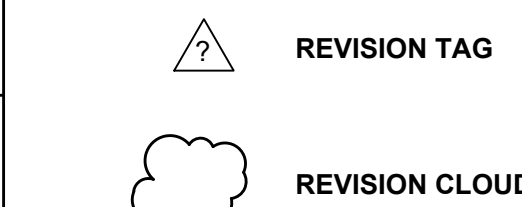


ANNOTATION

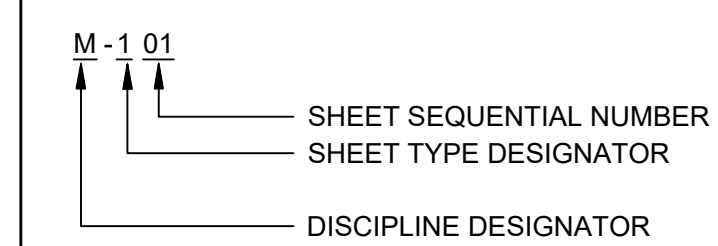
SHEET NOTES



REVISIONS



DRAWING NUMBERING SYSTEM



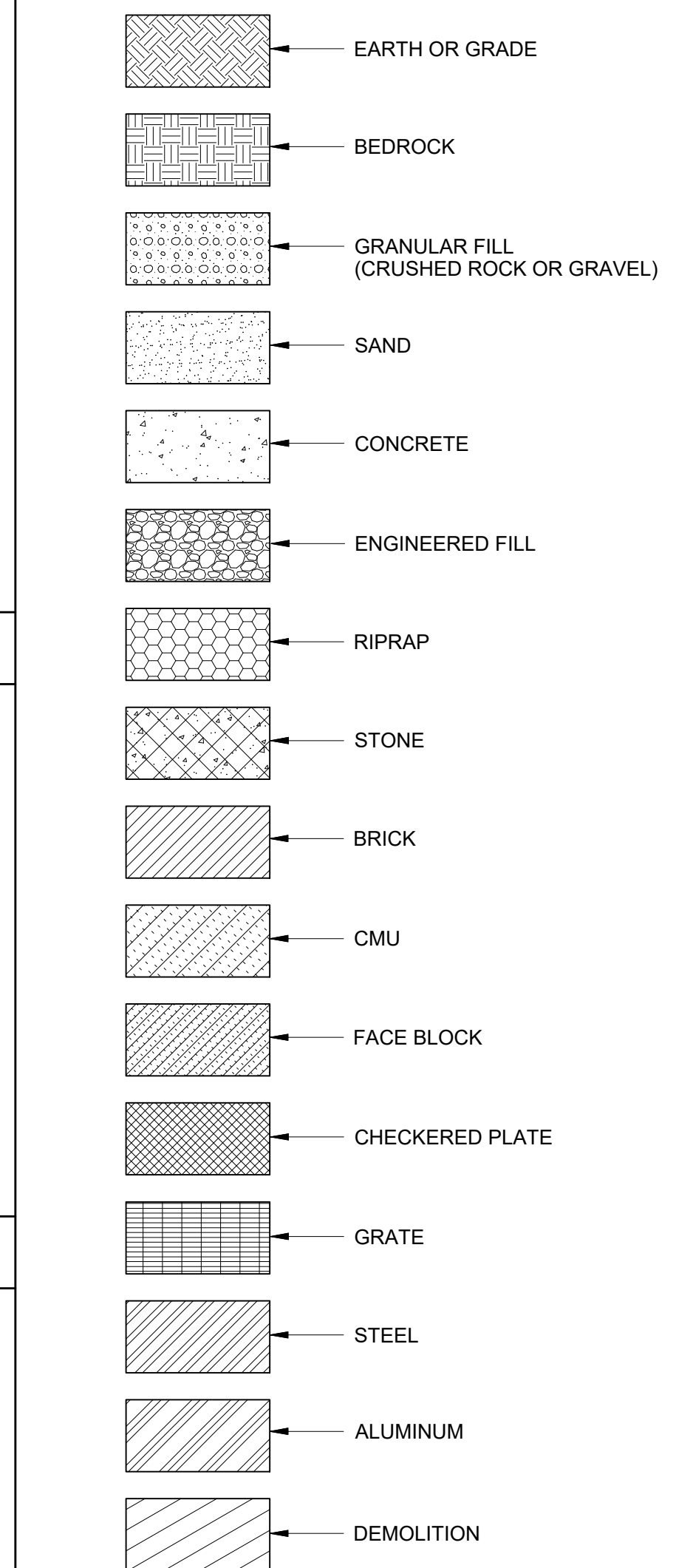
DISCIPLINE DESIGNATORS

- C CIVIL
- E ELECTRICAL
- G GENERAL
- I INSTRUMENTATION AND CONTROLS
- M MECHANICAL
- S STRUCTURAL

SHEET TYPE DESIGNATORS

- 0 GENERAL (SYMBOLS, LEGENDS, NOTES, ETC.)
- 1 PLANS (ARRANGEMENT PLANS, PARTIAL PLANS)
- 2 ELEVATIONS
- 3 SECTIONS
- 4 DETAILS
- 5 SCHEDULES & DIAGRAMS

FILL PATTERNS



SUBCONSULTANT:

MARK E. MARTIN, STATE OF FLORIDA,
PROFESSIONAL ENGINEER, LICENSE
NO. 67272

THIS ITEM HAS BEEN DIGITALLY
SIGNED AND SEALED BY MARK E.
MARTIN, PE ON THE DATE INDICATED
HERE.

PRINTED COPIES OF THIS DOCUMENT
ARE NOT CONSIDERED SIGNED AND
SEALED AND THE SIGNATURE MUST BE
VERIFIED ON ANY ELECTRONIC
COPIES.



1500 MONROE STREET
FORT MYERS, FL 33901

INJECTION WELL IW-1
REHABILITATION
AND MIT

100% DESIGN
ISSUED FOR BID

REVISIONS AND RECORD OF ISSUE

DESIGNED: SA
DETAILED: SA
CHECKED: MM, AG
APPROVED: MM, AG
DATE: AUGUST 2024
PROJECT NO.: 419533

GENERAL

NOTES, LEGENDS
AND ABBREVIATIONS

G-001

2
OF
4

SUBCONSULTANT:

MARK E. MARTIN, STATE OF FLORIDA,
 PROFESSIONAL ENGINEER, LICENSE
 NO. 67272

THIS ITEM HAS BEEN DIGITALLY
 SIGNED AND SEALED BY MARK E.
 MARTIN, PE ON THE DATE INDICATED
 HERE.

PRINTED COPIES OF THIS DOCUMENT
 ARE NOT CONSIDERED SIGNED AND
 SEALED AND THE SIGNATURE MUST BE
 VERIFIED ON ANY ELECTRONIC
 COPIES.



1500 MONROE STREET
 FORT MYERS, FL 33901

INJECTION WELL IW-1
 REHABILITATION
 AND MIT

100% DESIGN
 ISSUED FOR BID

REVISIONS AND RECORD OF ISSUE

DESIGNED: SA
DETAILED: SA
CHECKED: MM, AG
APPROVED: MM, AG
DATE: AUGUST 2024
PROJECT NO.: 419533

MECHANICAL

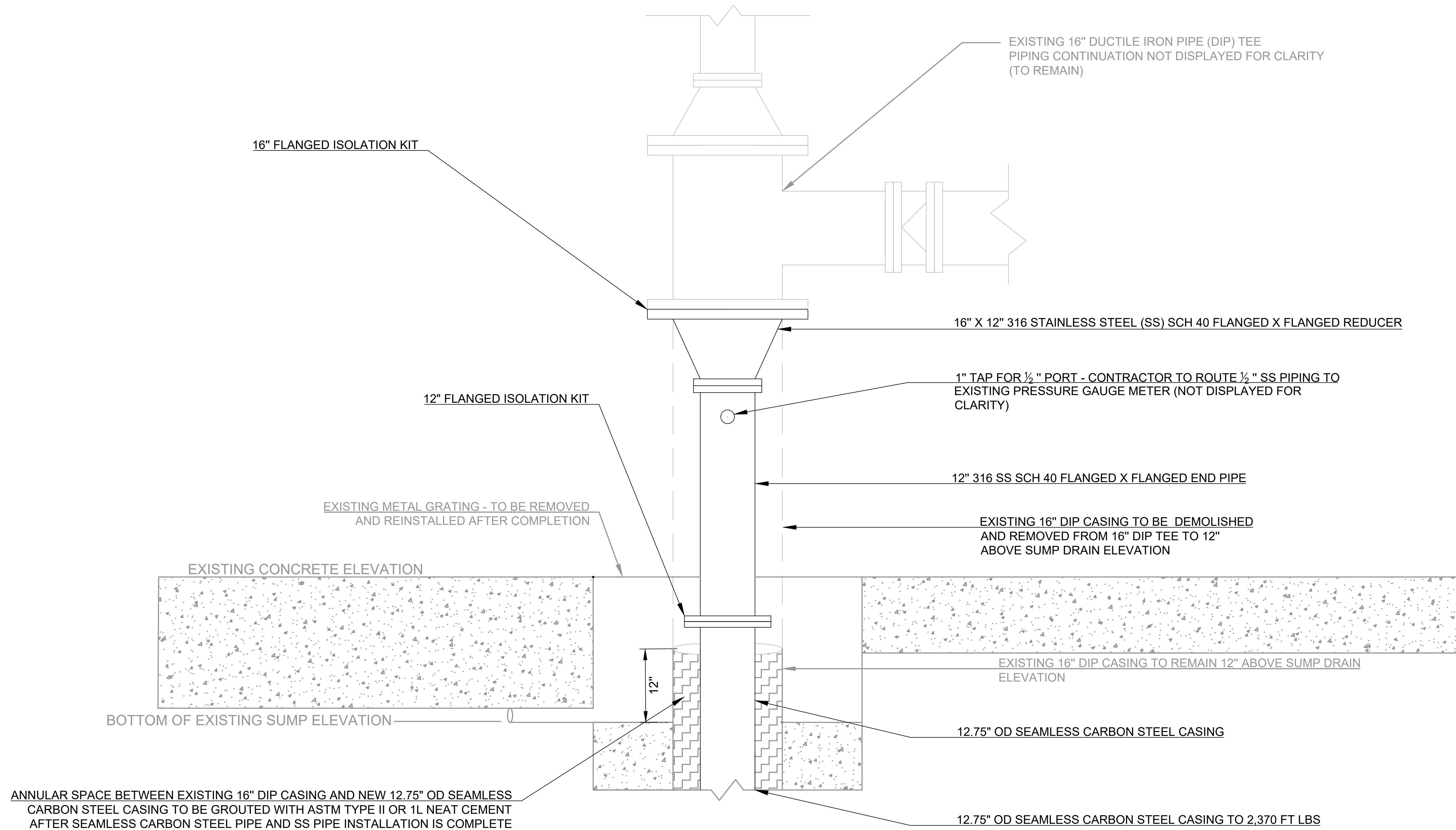
WELLHEAD RETROFIT
 DETAIL

M-01

3
 OF
 4

NOTES

1. CONTRACTOR TO FIELD VERIFY ALL MEASUREMENTS BEFORE PROCURING PIPES, FITTING, AND CONSTRUCTION MATERIALS
2. DEMOLITION OF EXISTING DIP PIPING SHALL BE COORDINATED WITH OWNER AND ENGINEER
3. EXISTING FACILITIES SHALL BE PROTECTED FROM DAMAGE BY THE CONTRACTOR
4. DESIGN TO CONFORM TO AWWA C200, AWWA M11, AND INDUSTRY STANDARDS
5. PIPE FLANGES SHALL BE ANSI CLASS 300 PER ASME B16.5 UNLESS OTHERWISE NOTED
6. FIELD WELDING FOR STAINLESS PIPING SHALL FOLLOW SPECIFICATION PROCEDURES, INDUSTRY STANDARDS FOR CONSTRUCTION AND TESTING, AND VISUALLY INSPECTED BY THE ENGINEER



SUBCONSULTANT:

MARK E. MARTIN, STATE OF FLORIDA,
 PROFESSIONAL ENGINEER, LICENSE
 NO. 67272

THIS ITEM HAS BEEN DIGITALLY
 SIGNED AND SEALED BY MARK E.
 MARTIN, PE ON THE DATE INDICATED
 HERE.

PRINTED COPIES OF THIS DOCUMENT
 ARE NOT CONSIDERED SIGNED AND
 SEALED AND THE SIGNATURE MUST BE
 VERIFIED ON ANY ELECTRONIC
 COPIES.



Lee County
 Southwest Florida

1500 MONROE STREET
 FORT MYERS, FL 33901

**INJECTION WELL IW-1
 REHABILITATION
 AND MIT**

100% DESIGN
 ISSUED FOR BID

REVISIONS AND RECORD OF ISSUE

DESIGNED: SA
DETAILED: SA
CHECKED: MM, AG
APPROVED: MM, AG
DATE: AUGUST 2024
PROJECT NO.: 419533

MECHANICAL

**WELLHEAD RETROFIT
 DETAIL**

M-502

4
 OF
 4

